

Echo Grande

700TDECGP_

1.0



GENERAL PRODUCT INFORMATION:

This product is suitable for damp locations.

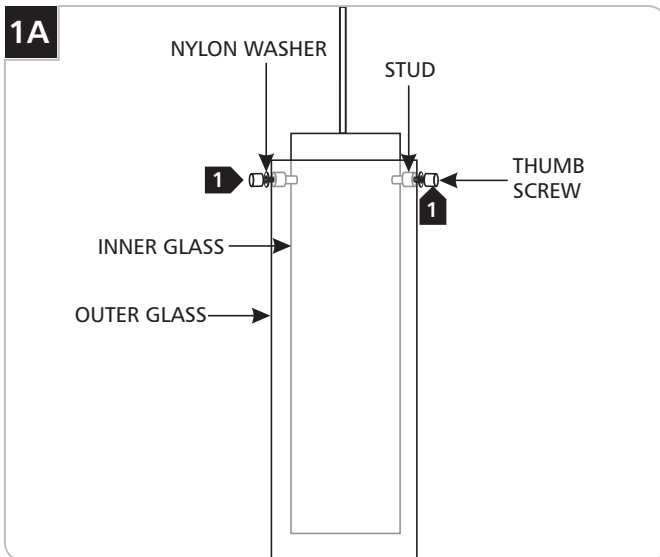


This product can be dimmed with a standard incandescent dimmer.

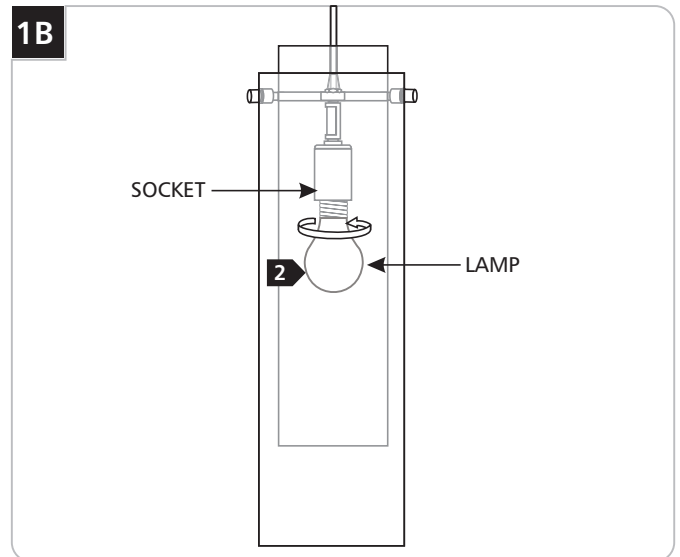



Installing the Outer Glass & Lamp

CAUTION: To reduce the risk of a burn or electric shock during relamping, disconnect the power to the fixture.



1 Line up the outer glass holes with the inner glass studs and secure the outer glass to inner glass with provided thumb screws and nylon washers.



2 Use **MAX 120 Volt, 75 Watt** type A19 medium base lamp. 

2 Screw the lamp into the socket.

SAVE THESE INSTRUCTIONS!



TECH LIGHTING®

7400 Linder Ave, Skokie, IL 60077

847.410.4400

www.techlighting.com

© 2008 Tech Lighting, L.L.C. All rights reserved. The "Tech Lighting" graphic is a registered trademark of Tech Lighting, L.L.C. Tech Lighting reserves the right to change specifications for product improvements without notification.

A Generation Brands Company