

Location:




SYMMONS® Duro™

Hand Shower System 3603-H321-V Specification Submittal



Feature Highlights

- Symmons Hand Shower System with lever handle
- Symmons Temptrol® pressure-balancing mixing valve with adjustable stop screw to limit handle turn
- Screwless escutcheon
- Wall/hand shower H321-V, single mode, with 5 foot flexible metal hose, in-line vacuum breaker, wall connection
- 30 inch slide bar and cradle for hand shower mounting
- Standard flow rate is 2.5 gpm (9.5 L/min)
Optional lower flow rate restrictor available 
- Polished chrome finish (standard)

Model Numbers

- 3603-H321-V
Hand Shower System with Symmons Temptrol® mixing valve p/n 4000-BODY
- 3603-H321-V-TRM
Trim only, mixing valve ordered separately
- 4000-BODY
Symmons Temptrol® mixing valve without trim
- 4000-X-BODY
Symmons Temptrol® mixing valve without trim. Valve includes integral service stops to allow water shut-off for service

Finish Options / Modifications

Append appropriate -suffix to model number



- STN Satin Nickel
 - Polished Chrome (standard finish)

Warranty

- Limited Lifetime - to the original end purchaser in consumer installations
- 5 years - for commercial installations

Options / Modifications

Append appropriate -suffix to model number

- IPS 1/2 inch female IPS connections on Symmons Temptrol® mixing valve
(not available with -X integral service stops)
- X Integral service stops included with Temptrol mixing valve to allow water shut-off for service, p/n 4000-X-BODY *(option only applies when ordering S-3603-H321-V)*
- CHKS Check Stops: Temptrol® mixing valve includes integral check stops
(Requires integral service stops, suffix -X. Used in installations where a positive shut-off device is used downstream of mixing valve.)
- REV Reverse core: Temptrol® mixing valve with reverse core. *(Requires integral service stops, suffix -X. Used in back-to-back system installations. HOT on the right, COLD on the left)*
-  -2.0 2.0 gpm (7.6 L/min) flow rate restrictor
-  -1.5 1.5 gpm (5.7 L/min) flow rate restrictor
- LW Wide lever handle (chrome finish only)
- L/HS Hand shower wand not included
(includes hose, in-line vacuum breaker, wall connections and flange only)
- B48 48 inch slide bar in place of standard 30"
- 72 6 foot flexible metal hose in place of 5 foot
- R60 5 foot vinyl hose in place of flexible metal hose
- R72 6 foot vinyl hose in place of flexible metal hose
- QD Quick-disconnect at hand shower wall connection

Standards / Certifications

ASME A112.18.1-2005 / CSA B125.1-05
Americans with Disabilities Act (ADA) compliant

Dimensions Duro Hand Shower System, 3603-H321-V

