

STIEBEL ELTRON

Simply the Best

Mini™ Series

POINT-OF-USE ELECTRIC TANKLESS
FOR HANDWASHING

- › Robust, trouble-free, & proven Direct Coil™ Heating Technology
- › Self-cleaning element resists limescale
- › Unlimited supply of warm water
- › Compact design can be mounted above or below fixture with fittings pointing up or down
- › Dry fire prevention and high limit manual reset



ISO 9001
CERTIFIED



Tested and certified by
WQA against NSF/ANSI 372
for lead free compliance.

800.582.8423

www.stiebel-eltron-usa.com

Small & Reliable Water Heating for Handwashing

The Advanced Direct Coil™ heating system in the Mini™ is designed for many years of trouble-free service. The efficient nichrome heating elements in the glass-fibre reinforced heating chamber are resistant to liming. Installation after installation has proven the Mini™ has the lowest failure rates of any tankless water heater in the industry. Flow switch control ensures a Mini™ will not dry-fire. Additionally, all Mini™ water heaters are equipped with a safety high-limit with manual reset. The combination of meticulous German engineering and the best available materials ensures that every Mini™ is of the highest quality. Nobody can compare with our exceptional reliability record and customer support services!

Simple and easy to install, Mini™ water heaters can be located above or below the fixture with water connections pointing up or down. No pressure relief valve, drains, or circulating pumps are needed.



10 years leakage/
3 years parts.
Complete warranty
online.



Certified to ANSI/UL
Std. 499
Mini™: Conforms to
CAN/CSA E335-1 &
E335-2-35
Mini-E™: Conforms to
CAN/CSA Std. C22.2
No. 64



Tested and certified
by WQA against NSF/
ANSI 372 for lead free
compliance.



**All units come complete
with pigtail!**



**Mini™-E
THERMOSTATIC**

Thermostatic Mini™-E Models

Mini™-E thermostatic tankless water heaters are the new electronically controlled version of our famous Mini™ tankless electric water heaters for handwashing.

The thermostatic electronic control gives them additional features beyond the capabilities of the mechanical Mini™ models.

Code-compliant warm water output


The electronic control board in conjunction with an automatic flow rate control allow Mini™-E models to come factory set to deliver water at 100°F. They will maintain an accurate outlet water temperature, even if there are pressure fluctuations in the water supply. This makes them eligible for installation where output temperatures must be limited by code.

Adjustable output temperatures

Mini™-E models are factory set to deliver water at 100°F, but orders can be placed for factory adjustment at custom temperatures. Please inquire regarding specific needs. A Mini™-E can also be field adjusted by the installer and secured to the new setting.

Multiple sink capability

Mini™-E model 6-2 can be plumbed to supply warm water for hand washing to two sinks in warm climates.



This guide shows possible point-of-use fixture or fixtures for use with each Mini™ or Mini™-E. It is not intended for whole house sizing. Use actual achievable flow rates to determine if a particular model and size will deliver the temperature and flow rate required for the installed fixture.

Stiebel Eltron Mini™ tankless electric water heaters are the ideal choice for point-of-use handwashing applications:

**Commercial
Industrial
Institutional**

- › Office buildings
- › Stores
- › Malls
- › Warehouses
- › Restaurants
- › Gas stations
- › Schools
- › Hotels/Motels
- › Commercial condominiums
- › Manufacturing facilities

Residential

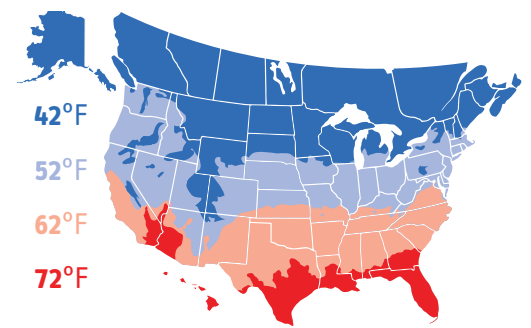
- › Bathroom sinks
- › Laundry areas
- › Cabins/cottages

Sizing Guide

FIXTURES & FLOW RATES
SHOWING POSSIBLE MODEL SUITABILITY
TEMP. FOR MAX. FLOW RATE CALCULATION
90°F

SINGLE LAV SINK
(Range 0.5-1.5)

MULTIPLE SINKS
Number varies



Mini™/Mini™-E 2-1 | Min. activation 0.21 GPM | Internally restricted to 0.32 / 0.40 GPM

MAX. FLOW RATE	0.26 GPM	0.32 GPM	0.32 / 0.40 GPM	0.32 / 0.40 GPM
POSSIBLE FIXTURE TYPES				

Mini™/Mini™-E 2.5-1 | Min. activation 0.40 / 0.30 GPM

MAX. FLOW RATE	0.34 GPM	0.43 GPM	0.59 GPM	0.91 GPM
POSSIBLE FIXTURE TYPES	Mini-E 2.5-1 only			

Mini™/Mini™-E 3-1 | Min. activation 0.40 / 0.30 GPM

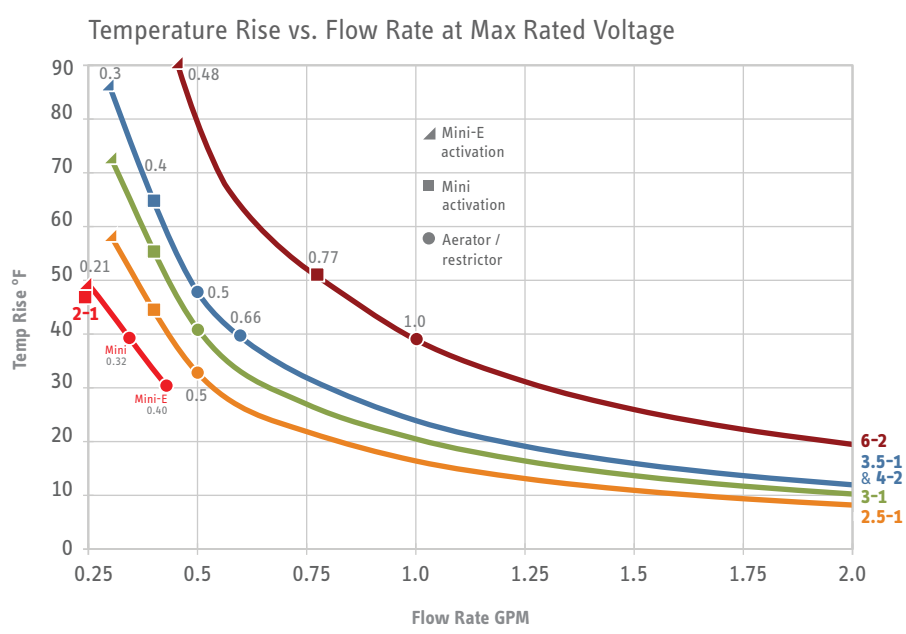
MAX. FLOW RATE	0.43 GPM	0.54 GPM	0.73 GPM	1.14 GPM
POSSIBLE FIXTURE TYPES				

Mini™/Mini™-E 3.5-1 OR Mini™/Mini™-E 4-2 | Min. activation 0.40 / 0.30 GPM

MAX. FLOW RATE	0.50 GPM	0.63 GPM	0.85 GPM	1.33 GPM
POSSIBLE FIXTURE TYPES				

Mini™/Mini™-E 6-2 | Min. activation 0.77 / 0.48 GPM

MAX. FLOW RATE	0.81 GPM	1.02 GPM	1.39 GPM	2.16 GPM
POSSIBLE FIXTURE TYPES				Mini-E 6-2 1 or 2 sinks



STIEBEL ELTRON

Simply the Best

Technical Data



Certified to ANSI/UL Std. 499
Mini™: Conforms to CAN/CSA E335-1 & E335-2-35
Mini™-E: Conforms to CAN/CSA Std. C22.2 No. 64



Tested and certified by WQA
against NSF/ANSI 372 for
lead free compliance.

ISO 9001
CERTIFIED

Mechanical models:	Mini™ 2-1 231045	Mini™ 2.5-1 232098	Mini™ 3-1 220816	Mini™ 3.5-1 232099	Mini™ 4-2 222039	Mini™ 6-2 220817
Thermostatic models:	Mini™-E 2-1 236011	Mini™-E 2.5-1 236135	Mini™-E 3-1 236010	Mini™-E 3.5-1 236136	Mini™-E 4-2 236009	Mini™-E 6-2 236008
Phase - 50/60 Hz	1					
Voltage ¹	120 V	120 V	120 V	120 V	240 V or 208 V	240 V or 208 V
Wattage	1.8 kW	2.4 kW	3.0 kW	3.5 kW	3.5 kW 2.6 kW	5.7 kW 4.3 kW
Amperage draw	15 A	20 A	25 A	29 A	15 A 13 A	24 A 21 A
Min. recommended circuit breaker size ²	15 A (SP)	20 A (SP)	25 A (SP)	30 A (SP)	15 A (DP)	25 A (DP)
Min. recommended wire size ³ (copper)	14/2 AWG	12/2 AWG	10/2 AWG	10/2 AWG	14/2 AWG	10/2 AWG
Min. flow to activate						
Mechanical units	0.21 gpm (0.8 l/min)	0.40 gpm (1.5 l/min)	0.40 gpm (1.5 l/min)	0.40 gpm (1.5 l/min)	0.40 gpm (1.5 l/min)	0.77 gpm (2.9 l/min)
Thermostatic units	0.21 gpm (0.8 l/min)	0.30 gpm (1.15 l/min)	0.30 gpm (1.15 l/min)	0.30 gpm (1.15 l/min)	0.30 gpm (1.15 l/min)	0.48 gpm (1.8 l/min)
Water temp. range	Electronic units are adjustable from 86-122°F (30-50°C)					
Energy Factor (EF) (Mechanical / Thermostatic)	0.98 / 0.97 (UEF)	1.0 / 0.99	0.99 / 0.99	0.99 / 0.99	0.99 / 1.0	0.99 / 1.0
Weight	3.44 lb (1.56 kg)					
Dimensions	Width 7½" (19.0 cm) x Height 6½" (16.5 cm) x Depth 3¼" (8.2 cm)					
Water volume in unit	0.026 gal (0.1 l)					
Minimum pressure	30 psi (2 bar)					
Working pressure	150 psi (10 bar)					
Tested to pressure	300 psi (20 bar)					
Water connections ⁴	¾" O.D. flexible braided stainless steel hose connectors					

Mini™ 2-1 is internally restricted to 0.32 gpm (1.2 l/min). Mini™-E 2-1 is internally restricted to 0.40 gpm (1.5 l/min).
All Mini™ models ship with appropriately sized pressure compensating flow-reducer/aerators that must be installed.

¹ Nominal mains voltage is 110-120V and 220-240V.

² This is our recommendation for overcurrent protection sized at 100% of load. Check local codes for compliance if necessary.
Tankless water heaters are considered a non-continuous load.

³ Copper must be used. Conductors should be sized to maintain a voltage drop of less than 3% under load.

⁴ Mechanical units suitable for supply with cold water only. Thermostatic units can accept inlet water of 122°F.



10 years leakage
& 3 years parts.
Complete warranty
online.



All units come
complete with pigtail!

STIEBEL ELTRON

17 West Street
West Hatfield, MA 01088

TOLL FREE 800.582.8423

PHONE 413.247.3380

FAX 413.247.3369

info@stiebel-eltron-usa.com

www.stiebel-eltron-usa.com