


MILANO 5633- __ __ 0



2 Lights
Diameter: 16-1/2"
Height: 8"
Hanging Weight: 11 lbs.

THIS DESIGN IS THE PROPRIETARY
TRADE DRESS/TRADEMARK OF
SWAROVSKI LIGHTING, LTD.



SCHONBEK®

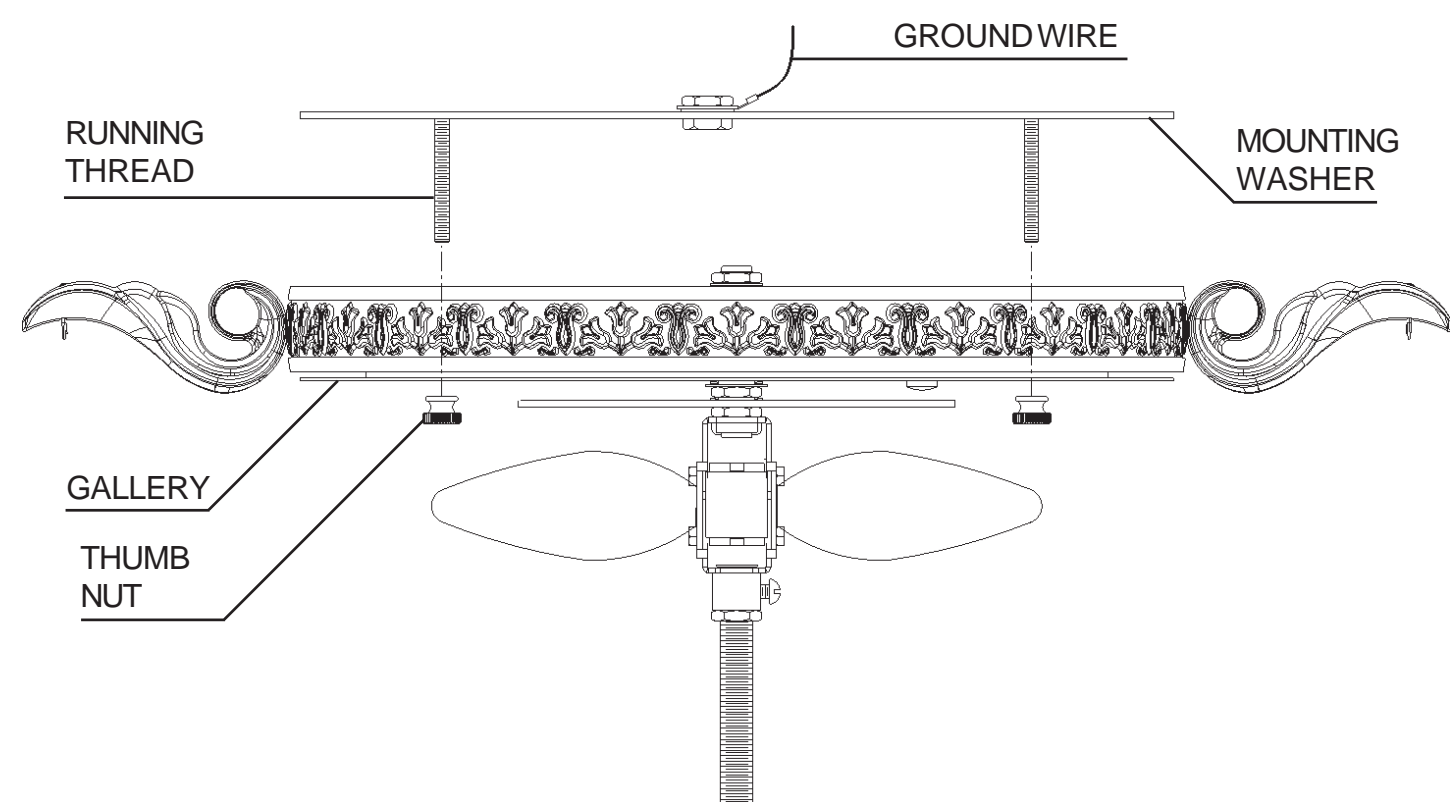


SCHONBEK®

MAX 40 W		110-120 V						

SCHONBEK® is a member of the Swarovski group.


All electrical components must be installed by a licensed electrician in accordance with the National Electric Code and the appropriate local electrical codes.



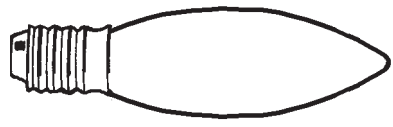
1 Attach mounting washer to outlet box. Connect ground wires from fixture and mounting washer to ground wire in outlet box. Fixture must be grounded. Connect neutral and power wires from fixture to neutral and power wires in outlet box.

2 Attach fixture to ceiling with thumb nuts, thereby retaining complete fixture against ceiling.

3 Screw bulbs into sockets. Test power to insure proper wiring before installing glass dish.







You will need 2 - B10
25 Watts Recommended
40 Watts Max

4

Install bulbs and be sure
to test fixture **BEFORE**
trimming.

