

SCHONBEK®

CHANDELIER 2774-____ TRIM DIAGRAM (Finish Option)



THIS DESIGN IS THE PROPRIETARY
TRADE DRESS/TRADEMARK OF
SWAROVSKI LIGHTING, LTD.

24+1 Lights
Diameter: 45"
Body Length: 52"
Hanging Weight: 102 lbs.

SCHONBEK®

**Follow steps in exact order
Save this trim diagram for future reference**

1

IMPORTANT
*Please record the following
information for future service.*



CODE # _____ Four-digit number on outside of carton.
PACKER # _____ See crystal package label.
ORDER # _____ See crystal package label.

Instructions for electrician

STEPS 2 - 21

WARNING: THIS LUMINAIRE MUST BE MOUNTED OR SUPPORTED INDEPENDENTLY OF AN OUTLET BOX.

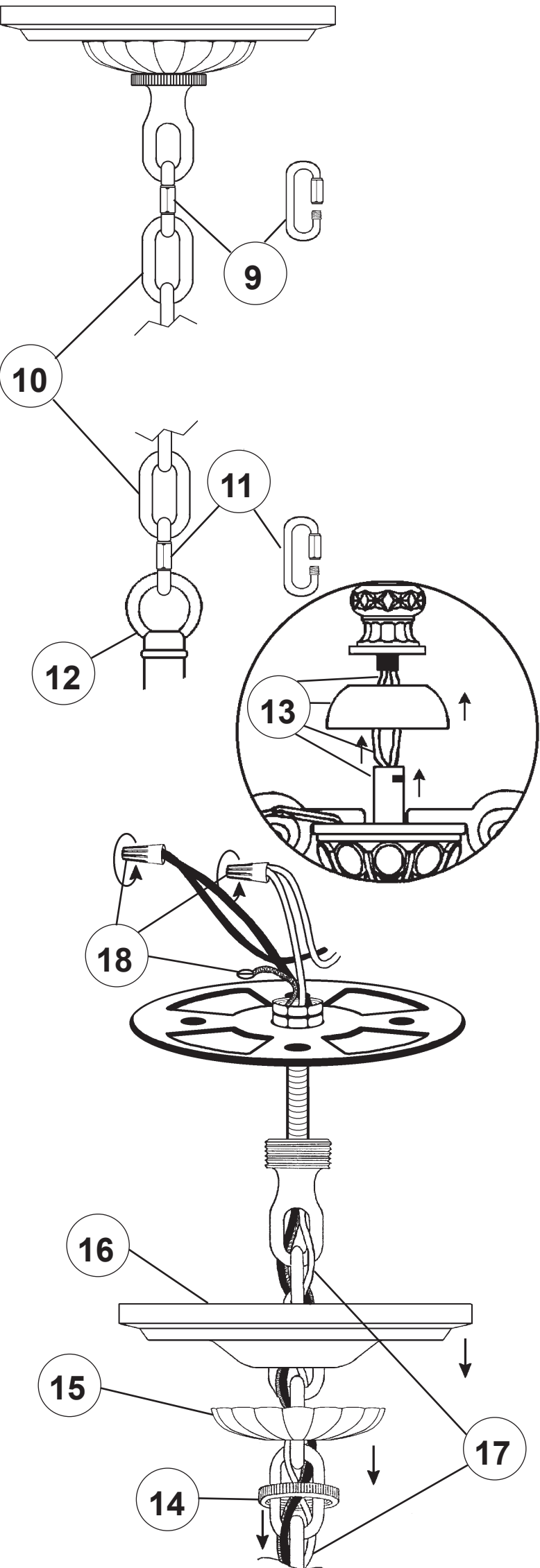
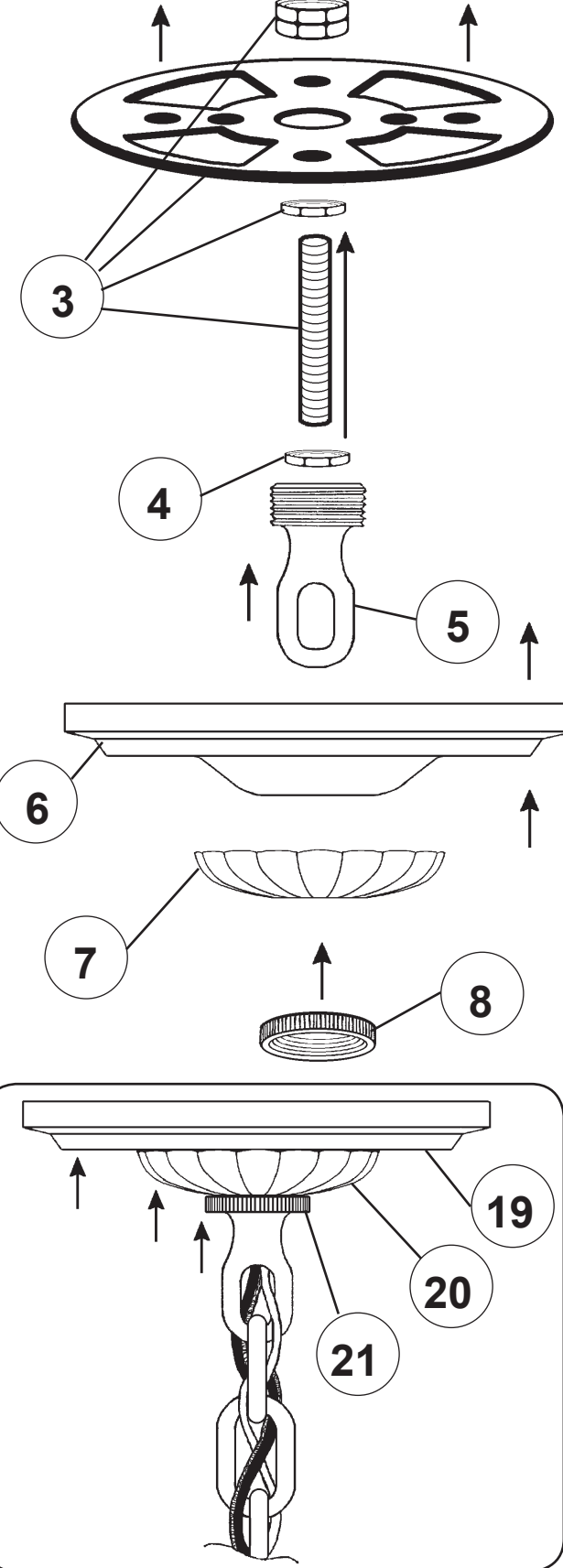
2



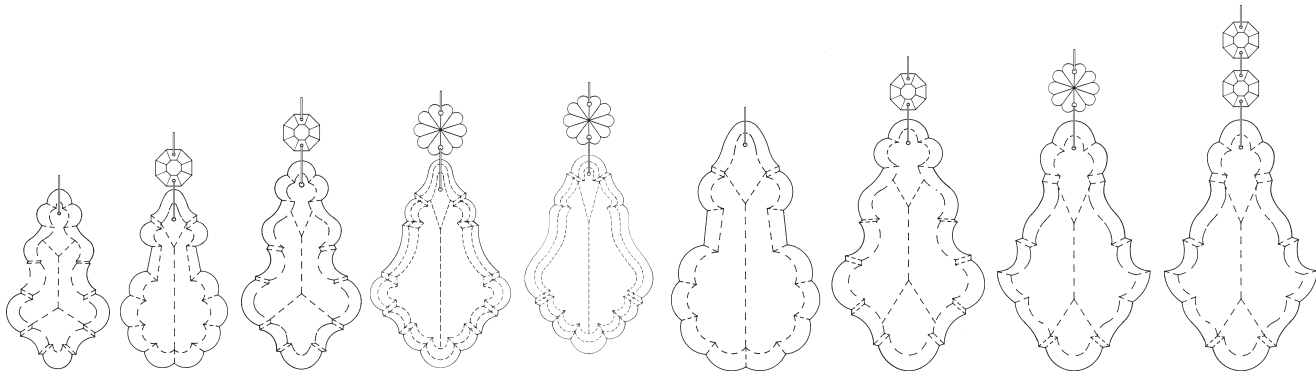
WARNING:

Electrical Danger Turn Power Off

All electrical components must be installed by a licensed electrician in accordance with the National Electric Code and the appropriate local electrical codes.

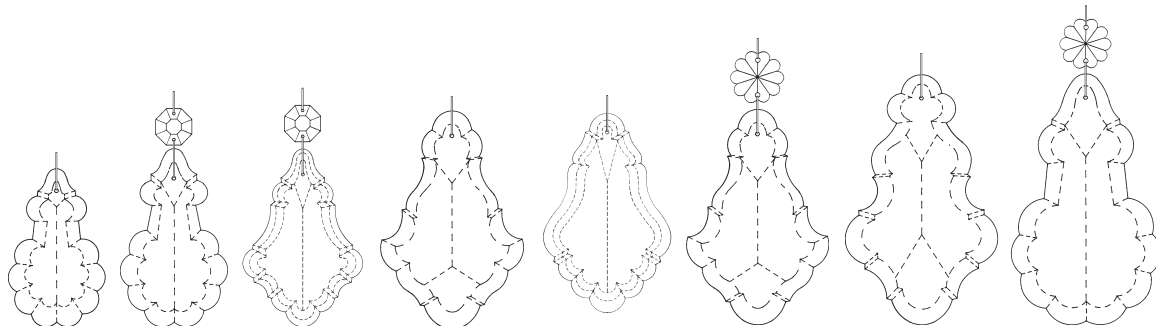


SET #1




N5000	N5019	N5002	N5029	N5036	N5018	N5004	N5010	N5008
3-1/2"	3-1/2"	4"	4"	4"	5"	5"	5"	5"
89mm	89mm	102mm	102mm	102mm	127mm	127mm	127mm	127mm

SET #2



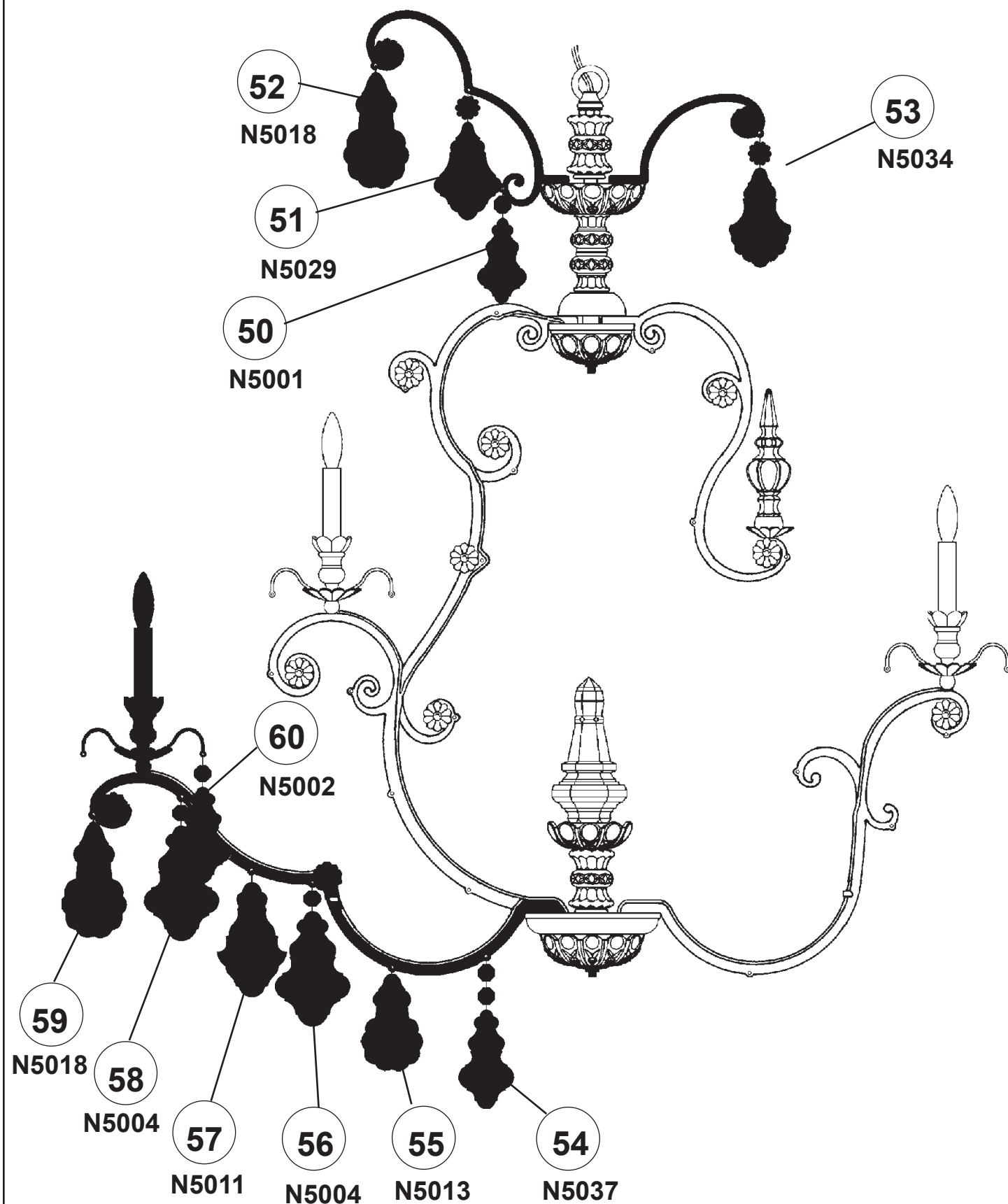
N5020	N5019	N5028	N5006	N5038	N5009	N5005	N5021
3"	3-1/2"	3-1/2"	4"	4"	4"	5"	5"
76mm	89mm	89mm	102mm	102mm	102mm	127mm	127mm

SET #3

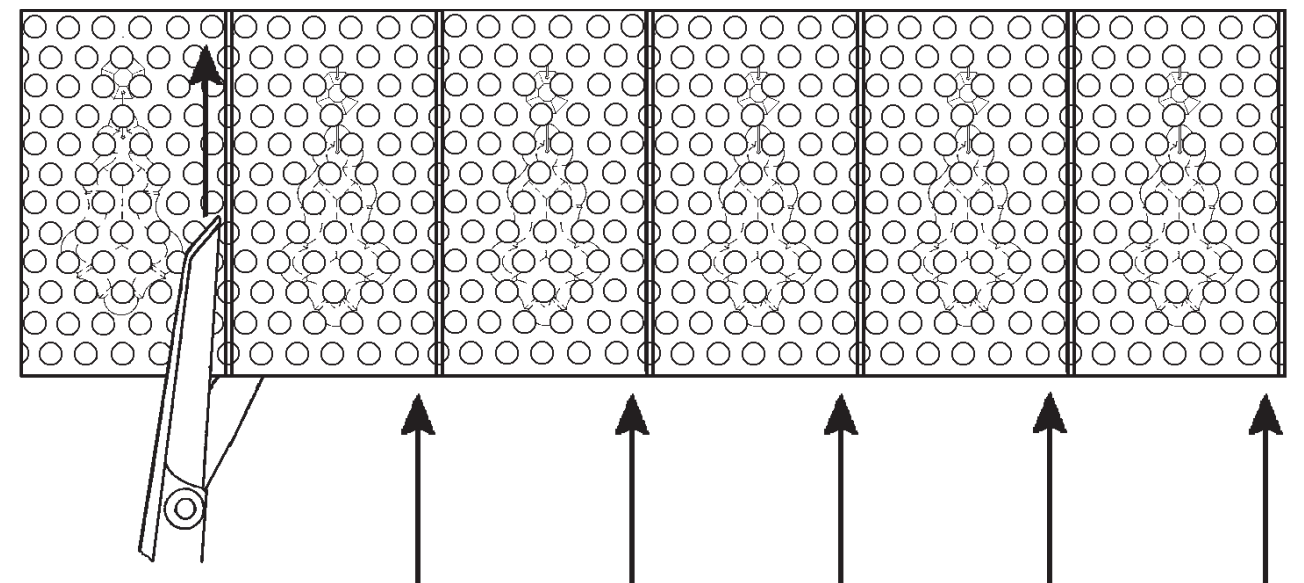


N5001	N5013	N5002	N5037	N5029	N5034	N5011	N5018	N5004
3-1/2"	4"	4"	4"	4"	4"	5"	5"	5"
89mm	102mm	102mm	102mm	102mm	102mm	127mm	127mm	127mm

Crystal Set 3 in Black



For easy removal of crystal from bubble pack, please cut along pouches on the inside of the seam. Gently remove crystal from the side of the pouch.



NOTE: Work on one crystal set at a time. Follow the black line from top to bottom according to the numbered steps on the trim diagram.

Instructions for crystal trimming
STEPS 22 - 60

22 1 - T7
15 Watts Max
(Center Light)

24 24 - B10
60 Watts Max
25 Watts Recommend

Crystal Set 1 in Black

Crystal Set 2 in Black

FIXTURE INCLUDES:
Hanger Hardware
Trim - Frame
1 - T7 Light Bulb

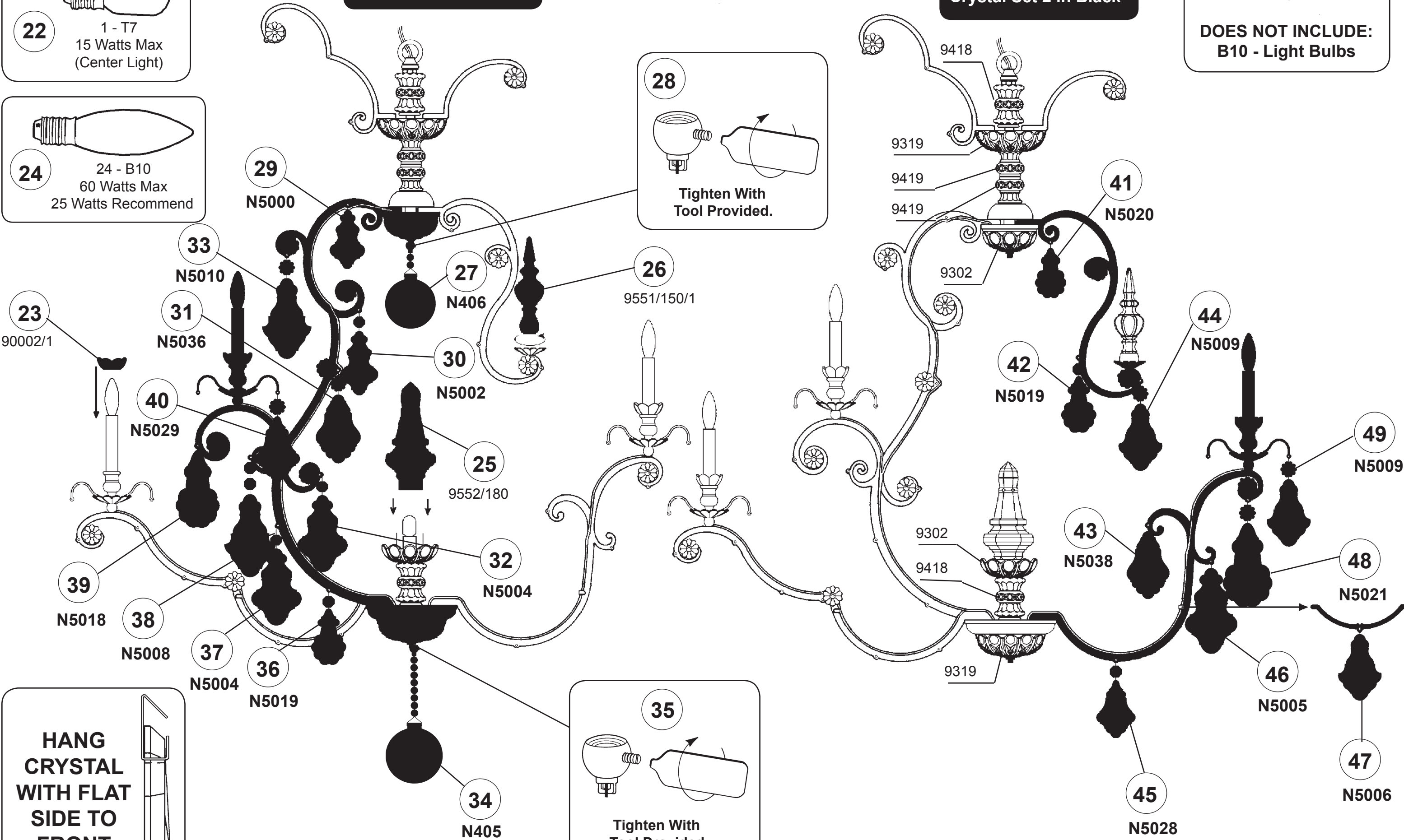
DOES NOT INCLUDE:
B10 - Light Bulbs

28

Tighten With
Tool Provided.

35

Tighten With
Tool Provided.



**HANG
CRYSTAL
WITH FLAT
SIDE TO
FRONT**



**SPARE PARTS KIT
PROVIDED.**