



# WF435ATGJ

## Samsung Front Load Washer

### FEATURES

- 4.3 capacity (cu. ft./DOE)
- 13 preset wash cycles and 12 options
- PowerFoam™ technology
- Steam Washing
- SpeedSpray™ Technology
- Stainless Steel Diamond Drum™ design
- PureCycle™
- 1300 rpm maximum spin speed
- Direct drive inverter motor
- Motor spec (HP): 0.80
- Internal heater (900w)
- Drum tilt: 5 degree
- LED display: Red
- Outer door trim: chrome
- Door handle: visor

### CONVENIENCE

- Add A Garment Option
- Child lock
- Delay start – up to 24 hours
- 5 temperature settings
- 5 spin settings
- 5 soil settings
- End of cycle signal
- Dispenser trays: Prewash, Main Wash, Fabric Softener, Bleach

### ENERGY STAR® RATED:

Rated CEE Tier 3 & Most Efficient  
MEF = 3.32 WCF = 2.89 90 kWh/yr



Ranked **“Highest in Customer Satisfaction with Clothes Washers”** by J.D. Power and Associates.\*  
(4 Consecutive Years)



### Available colors



Red



Neat White

### SIGNATURE FEATURES

#### PowerFoam™ technology for foam you can see, clean you can feel

Exclusive PowerFoam™ technology creates a powerful, yet gentle foam – ideal for washing large loads and bulky items.

#### Deep Steam cycle and SteamCare™ option

Delivers more powerful cleaning results by loosening soils and dirt. SteamCare™ option provides steam cleaning power to 7 traditional cycles.

#### Samsung's Vibration Reduction Technology (VRT™)

Allows installation on second floors or near bedrooms because it provides smooth operation at spin speeds up to 1100 revolutions per minute, significantly reducing vibration and noise while improving handling of unbalanced loads.

#### Self-cleaning washer for the ultimate clean

PureCycle™ washers have a special cleaning cycle that runs hot water (rather than harsh chemicals) through the spinning drum, to remove dirt and detergent residue. Now your washer and your clothes will truly stay clean and fresh.

#### ENERGY STAR®-certified to save power and money

ENERGY STAR® certification means this model helps the environment by using less energy, which means less money you spend on electricity. ENERGY STAR® is a joint program of the U.S. Environmental Protection Agency and the U.S. Department of Energy promoting energy efficiency.

#### Peace of mind with NSF®-certified sanitization cycle

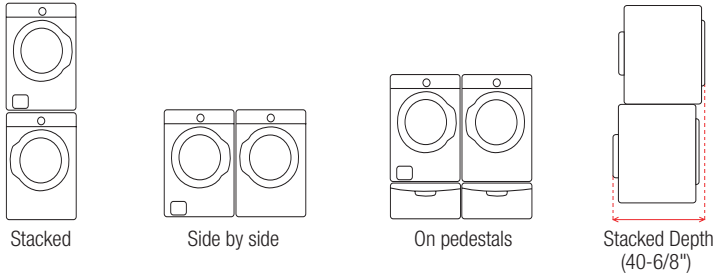
Samsung's NFS®-certified washers eliminate 99.9% of household bacteria from laundry.

\* Samsung received the highest numerical score for clothes washers in the proprietary J.D. Power and Associates 2009-2012 Laundry Appliance Study™ 2012 study based on 9,339 total responses measuring 12 brands and measures opinions of consumers about their washer obtained new in the past 24 months. Proprietary study results are based on experiences and perceptions of consumers surveyed in January-February 2012. Your experiences may vary. Visit [jdpower.com](http://jdpower.com).

# WF435ATGJ

## Samsung Front Load Washer

### INSTALLATION OPTIONS:



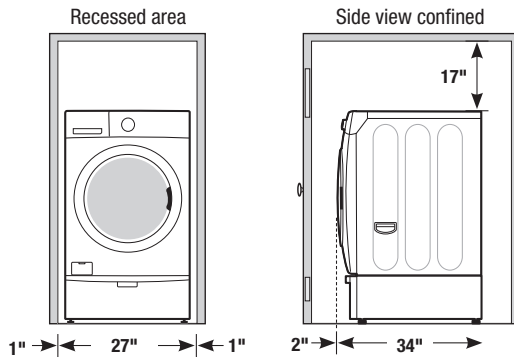
### INSTALLING YOUR WASHER

#### 1. Alcove or closet installation

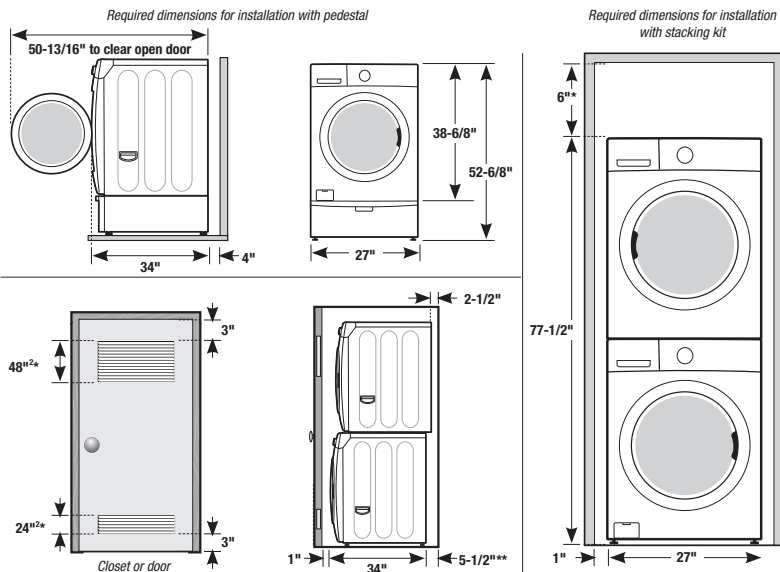
Minimum clearances for closets and alcoves:

- Sides – 1" (2.5 cm)
- Top – 17" (43.2 cm)
- Rear – 4" (10.2 cm)
- Closet Front – 2" (5.1 cm)

If the washer and dryer are installed together, the closet front must have at least a 72 in<sup>2</sup> (465 cm<sup>2</sup>) unobstructed air opening. Your washer alone does not require a specific air opening.



#### 2. With optional pedestal base or stacking kit



\* Required spacing.

\*\* External exhaust elbow requires additional space.

### 4.3 Capacity (cu. ft./DOE)

#### 13 preset wash cycles:

Eco Cold, Normal, Heavy Duty, Permanent Press, Sanitize, Bedding Plus, Deep Steam, Stain Away, Active Wear, Delicates/Hand Wash, Wool, Quick Wash, Rinse and Spin

#### 12 options:

Steam, PureCycle™ Delay Start – up to 24 hours, My Cycle, Prewash, Extra Rinse, Extra Spin (extended spin), Signal On/Off Button, SmartCare™ Child Lock, Add A Garment, Drum Light

#### 5 temperature settings:

Extra Hot/Cold, Hot/Cold, Eco Warm/Cold, Warm/Cold, Cold/Cold

#### 5 spin settings:

Extra High, High, Medium, Low, No Spin

#### 5 soil settings:

Heavy, Heavy Medium, Normal, Low Medium, Light

#### Warranty

- One (1) Year Parts and Labor
- Two (2) Years Control Board
- Three (3) Years Stainless Steel Drum
- Ten (10) Years Direct Drive Motor

#### Product dimensions & weight (WxHxD)

Dimensions: 27" x 38<sup>5/8</sup>" x 34"  
Weight: 231.3 lbs

#### Shipping dimensions & weight (WxHxD)

Dimensions: 29<sup>3/8</sup>" x 41<sup>6/8</sup>" x 35<sup>2/8</sup>"  
Weight: 240.1 lbs

| Color      | Model #     | UPC Code     |
|------------|-------------|--------------|
| Red        | WF435ATGJRA | 036725590830 |
| Neat White | WF433BTGJWR | 036725590847 |

#### Matching Dryer (electric/gas)

|            |             |              |
|------------|-------------|--------------|
| Red        | DV435ETGJRA | 036725590946 |
| Neat White | DV435ETGJWR | 036725590953 |
| Red        | DV435GTGJRA | 036725591165 |
| Neat White | DV435GTGJWR | 036725591172 |