



DV330AEW

7.3 cu. ft. Capacity Electric Dryer

Features

- Stainless Steel Drum
- 7.3 cu. ft. Capacity
- 9 Preset Drying Cycles
- 3 Options
- 4 Temperature Settings
- 4 Way Venting

Convenience

- Sensor Dry – Detects Moisture and Adjusts Drying Time
- Reversible See-through Door
- Dryer Drum Light
- Drying Rack
- Child Lock
- Lint Filter Indicator
- Remaining Time Display
- Adjustable End-of-Cycle Signal
- Optional Pedestals or Stacking Kit Available



(Shown with optional pedestal)



9 Cycles



3 Options

Signature Features

Available Colors



Neat White
(shown)



Breakwater
Blue

Drying Rack

Provides tumble-free drying to minimize noise and damage for special care items such as sneakers, sweaters, or stuffed animals.

Sensor Dry

For the perfect dry every time

Detects the moisture level in the load and adjusts the drying time to save time and money.

Wrinkle Prevent Option to reduce ironing time

Intermittently tumbles clothes at the end of the drying cycle to help prevent wrinkles from setting in.



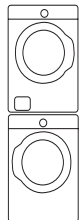
Ranked **"Highest in Customer Satisfaction with Clothes Dryers"** by J.D. Power and Associates.*

* Samsung received the highest numerical score for clothes washers (2009-2010) and dryers (2008-2010) in the proprietary J.D. Power and Associates Laundry Appliance StudiesSM. 2010 study based on 10,344 total responses measuring 17 brands and measures opinions of consumers who purchased their washer or dryer from a retail store or their new-home builder during the previous 24 months. Proprietary study results are based on experiences and perceptions of consumers surveyed in March-April 2010. Your experiences may vary. Visit jdpower.com.

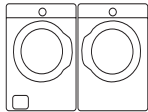
DV330AEW

7.3 cu. ft. Capacity Electric Dryer

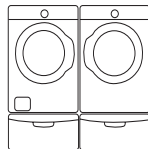
Installation Options:



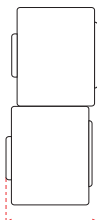
Stacked



Side by Side



On Pedestals



Stacked Depth
(38 5/8")

Installing your dryer

1. Alcove or closet installation

Minimum clearances for closets and alcove:

Sides - 1 In.
Top - 17 In.
Rear - 4 In.
Closet Front - 2 In.

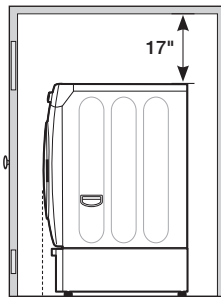
If the washer and dryer are installed together, the closet front must have at least a 72 in² unobstructed air opening. Your washer alone does not require a specific air opening.

Recessed Area



1" 27" 1"

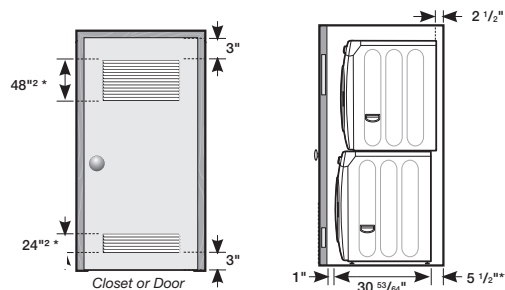
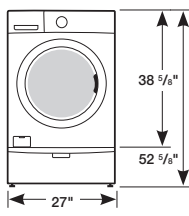
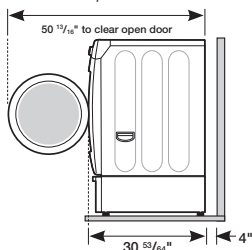
Side View Confined



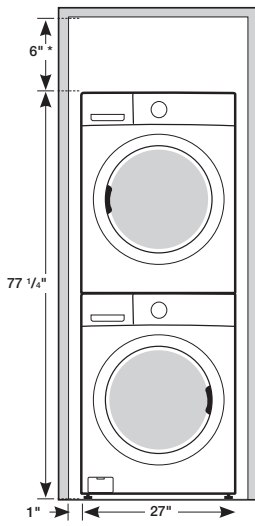
2" 30 53/64" 4"

2. With optional pedestal base or stacking kit

Required Dimensions for Installation With Pedestal



Required Dimensions for Installation With Stacking Kit



* Required spacing

** External exhaust elbow requires additional space.

Fabric Care

9 Preset Dry Cycles

Normal, Heavy Duty, Permanent Press, Delicates, Sanitize, Time Dry, Quick Dry, Air Fluff, Wrinkle Release

3 Options

Mixed Load Bell, Wrinkle Prevent, Adjust Time

4 Temperature Settings

High, Medium, Low, Extra Low

4 Dry Levels

More Dry, Normal Dry, Less Dry, Damp Dry

3 Signal Sound Levels

Louder, Softer, Off

Accessories:

Stacking Kit: SK-3A1, SK-4A, SK-5A

Vent Kit: DV-1A

Pedestal: WE357A0W, WE357A0B

Warranty

One (1) Year All Parts and Labor

Two (2) Years Control Board

Product Dimensions + Weight

Dimensions: (WxHxD) 27" x 38 5/8" x 30 53/64"

Weight: 121.25 lbs / 55 kg

Shipping Dimensions + Weight

Dimensions: (WxHxD) 29 13/16" x 43 45/64" x 33 1/8"

Weight: 143.3 lbs / 65 kg

Color

Neat White

Breakwater Blue

Model

DV330AEW

DV330AEB

UPC Code

036725578203

036725578272

Matching Washer

Neat White

Breakwater Blue

WF330ANW

WF330ANB

036725578142

036725578258



DV330AGW

7.3 cu. ft. Capacity Gas Dryer

Features

- Stainless Steel Drum
- 7.3 cu. ft. Capacity
- 9 Preset Drying Cycles
- 3 Options
- 4 Temperature Settings
- 3 Way Venting

Convenience

- Sensor Dry – Detects Moisture and Adjusts Drying Time
- Reversible See-through Door
- Dryer Drum Light
- Drying Rack
- Child Lock
- Lint Filter Indicator
- Remaining Time Display
- Adjustable End-of-Cycle Signal
- Optional Pedestals or Stacking Kit Available



(Shown with optional pedestal)



9 Cycles



3 Options

Signature Features

Available Colors



Neat White
(shown)



Breakwater
Blue



Ranked **"Highest in Customer Satisfaction with Clothes Dryers"** by J.D. Power and Associates.*

Sensor Dry

For the perfect dry every time

Detects the moisture level in the load and adjusts the drying time to save time and money.

Drying Rack

Provides tumble-free drying to minimize noise and damage for special care items such as sneakers, sweaters, or stuffed animals.

Wrinkle Prevent Option to reduce ironing time

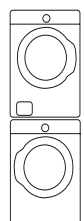
Intermittently tumbles clothes at the end of the drying cycle to help prevent wrinkles from setting in.

* Samsung received the highest numerical score for clothes washers (2009-2010) and dryers (2008-2010) in the proprietary J.D. Power and Associates Laundry Appliance StudiesSM. 2010 study based on 10,344 total responses measuring 17 brands and measures opinions of consumers who purchased their washer or dryer from a retail store or their new-home builder during the previous 24 months. Proprietary study results are based on experiences and perceptions of consumers surveyed in March-April 2010. Your experiences may vary. Visit jdpower.com.

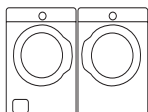
DV330AGW

7.3 cu. ft. Capacity Gas Dryer

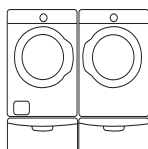
Installation Options:



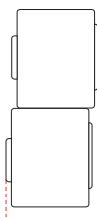
Stacked



Side by Side



On Pedestals



Stacked Depth
(38 5/8")

Installing your dryer

1. Alcove or closet installation

Minimum clearances for closets and alcove:

Sides - 1 In.
Top - 17 In.
Rear - 4 In.
Closet Front - 2 In.

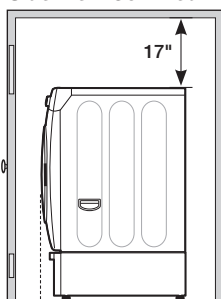
If the washer and dryer are installed together, the closet front must have at least a 72 in² unobstructed air opening. Your washer alone does not require a specific air opening.

Recessed Area



1" → 27" → 1"

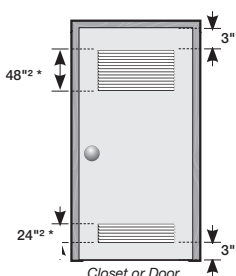
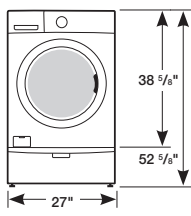
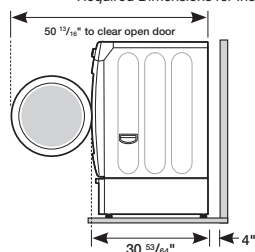
Side View Confined



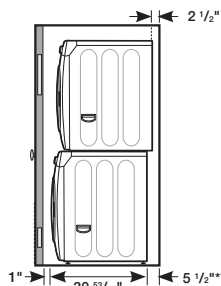
2" → 30 53/64" → 4"

2. With optional pedestal base or stacking kit

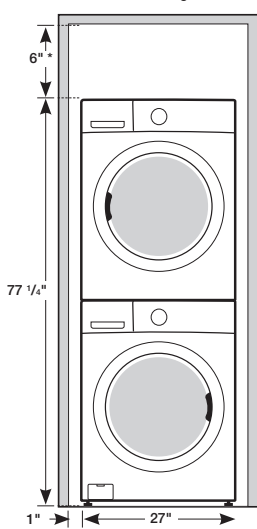
Required Dimensions for Installation With Pedestal



Closet or Door



Required Dimensions for Installation With Stacking Kit



* Required spacing

** External exhaust elbow requires additional space.

Fabric Care

9 Preset Dry Cycles

Normal, Heavy Duty, Permanent Press, Delicates, Sanitize, Time Dry, Quick Dry, Air Fluff, Wrinkle Release

3 Options

Mixed Load Bell, Wrinkle Prevent, Adjust Time

4 Temperature Settings

High, Medium, Low, Extra Low

4 Dry Levels

More Dry, Normal Dry, Less Dry, Damp Dry

3 Signal Sound Levels

Louder, Softer, Off

Accessories:

Stacking Kit: SK-3A1, SK-4A, SK-5A

Vent Kit: DV-1A

LP Kit: LP KIT-3

Pedestal: WE357A0W, WE357A0B

Warranty

One (1) Year All Parts and Labor

Two (2) Years Control Board

Product Dimensions + Weight

Dimensions: (WxHxD) 27" x 38 5/8" x 30 53/64"

Weight: 121.25 lbs / 55 kg

Shipping Dimensions + Weight

Dimensions: (WxHxD) 29 13/16" x 43 45/64" x 33 1/8"

Weight: 143.3 lbs / 65 kg

Color

Neat White

Breakwater Blue

Model

DV330AGW

DV330AGB

UPC Code

036725578197

036725578265

Matching Washer

Neat White

Breakwater Blue

WF330ANW

WF330ANB

036725578142

036725578258