



DV405ETPA

7.4 cu. ft. Capacity Electric Steam Dryer

Features

- Steam Drying Technology:
 - Steam Refresh: Freshens up clothes and removes odors
 - Steam Wrinkle Away: Relaxes wrinkles to reduce ironing
- 7.4 cu. ft. Capacity
- 13 Preset Drying Cycles
- 8 Options
- 5 Temperature Settings
- 4 Way Venting
- Stainless Drum

Convenience

- Sensor Dry – Detects Moisture and Adjusts Drying Time
- Drying Rack
- Dryer Drum Light
- Reversible See-through Door
- Child Lock
- My Cycle Option
- Delay Start – Up to 24 Hours
- Lint Filter Indicator
- Remaining Time Display
- Adjustable End-of-Cycle Signal (On / Off)
- Optional Pedestals or Stacking Kit Available



Ranked **“Highest in Customer Satisfaction with Clothes Dryers”** by J.D. Power and Associates.*



(Shown with optional pedestal)




13 Cycles



8 Options

Signature Features

Available Colors



Note: All models with Bright Chrome Trim

Sensor Dry For the perfect dry every time

Detects the moisture level in the load and adjusts the drying time to save time and money.

Steam Drying Technology Refresh and Wrinkle Away

These cycles infuse clothes with steam to reduce wrinkles, remove odors, and refresh clothing.

Smart Care Convenient troubleshooting

Perform a quick diagnosis and get access to troubleshooting options on your smartphone**

* Samsung received the highest numerical score for clothes washers (2009-2010) and dryers (2008-2010) in the proprietary J.D. Power and Associates Laundry Appliance StudiesSM. 2010 study based on 10,344 total responses measuring 17 brands and measures opinions of consumers who purchased their washer or dryer from a retail store or their new-home builder during the previous 24 months. Proprietary study results are based on experiences and perceptions of consumers surveyed in March-April 2010. Your experiences may vary. Visit jdpower.com.

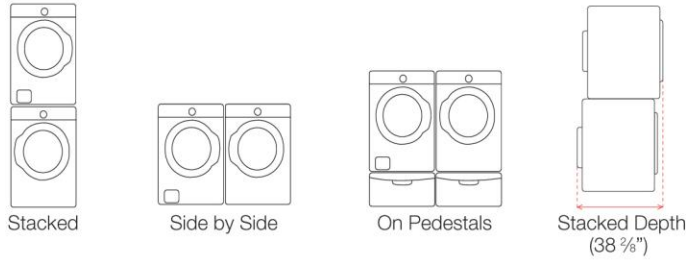
**Available for iPhone 4/4S and Galaxy S1/S2.



DV405ETPA

7.4 cu. ft. Capacity Electric Steam Dryer

Installation Options:



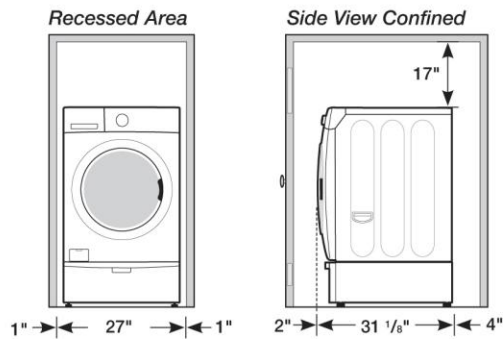
Installing your dryer

1. Alcove or closet installation

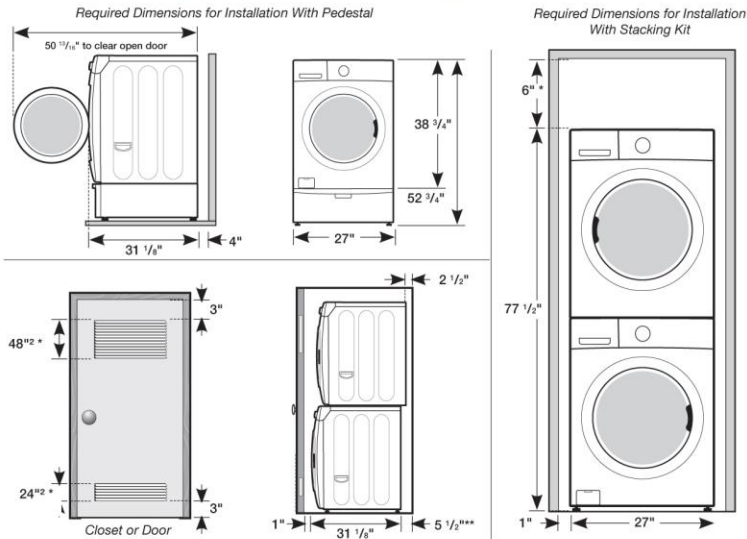
Minimum clearances for closets and alcove:

- Sides - 1 In. (2.5 cm)
- Top - 17 In. (43.2 cm)
- Rear - 4 In. (10.2 cm)
- Closet Front - 2 In. (5.1 cm)

If the washer and dryer are installed together, the closet front must have at least a 72 in² (465cm²) unobstructed air opening. Your washer alone does not require a specific air opening.



2. With optional pedestal base or stacking kit



* Required spacing

** External exhaust elbow requires additional space.

Fabric Care

13 Preset Dry Cycles

Steam Refresh, Steam Wrinkle Away, Normal, Heavy Duty, Towels, Permanent Press, Delicates, Sanitize, Time Dry, Air Fluff, Quick Dry, Bedding Plus, Wool

8 Options

Mixed Load Bell, Wrinkle Prevent, Delay Start-Up to 24 Hours, My Cycle, Rack Dry, Adjust Time, Drum Light, Smart Care

5 Temperature Settings

High, Medium, Medium Low, Low, Extra Low

5 Dry Levels

Very Dry, More Dry, Normal Dry, Less Dry, Damp Dry

2 Signal Sound Levels

Louder, ▲, Soft, ▼, Off

Accessories:

Stacking Kit: SK-5A

Vent Kit: DV-1A

Pedestal: WE357A0P, WE357A0W

Warranty

One (1) Year All Parts and Labor

Two (2) Years Control Board

Product Dimensions + Weight

Dimensions: (WxHxD) 27" x 38 3/8" x 31 1/8"

Weight: 123.3 lbs / 56 kg

Shipping Dimensions + Weight

Dimensions: (WxHxD) 29 3/8" x 42 3/8" x 33 1/4"

Weight: 134.4 lbs / 61 kg

Color	Model #	UPC Code
Neat White	DV405ETPAWR	036725570658
Platinum	DV405ETPASU	036725590533

Matching Washer

Neat White	WF405ATPAWR	036725590496
Platinum	WF405ATPASU	036725590489