



DV231AEW

7.3 cu. ft. Capacity Electric Dryer

Features

- 7.3 cu. ft. Capacity
- 9 Preset Drying Cycles
- 3 Options
- 4 Temperature Settings
- 4 Way Venting

Convenience

- Sensor Dry – Detects Moisture and Adjusts Drying Time
- Reversible See-through Door
- Dryer Drum Light
- Child Lock
- Lint Filter Indicator
- Remaining Time Display
- Adjustable End-of-Cycle Signal
- Optional Pedestals or Stacking Kit Available



(Shown with optional pedestal)



9 Cycles



3 Options

Signature Features

Available Colors



Neat White

Sensor Dry

For the perfect dry every time

Detects the moisture level in the load and adjusts the drying time to save time and money.

For maximum space saving

Optimize space by stacking on top of each other, or place them side by side, with or without matching pedestals.

Wrinkle Prevent Option to

reduce ironing

Intermittently tumbles clothes at the end of the drying cycle to help prevent wrinkles from setting in.



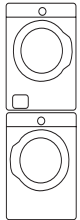
Ranked **"Highest in Customer Satisfaction with Clothes Dryers"** by J.D. Power and Associates.*

* Samsung received the highest numerical score for clothes washers (2009-2010) and dryers (2008-2010) in the proprietary J.D. Power and Associates Laundry Appliance StudiesSM. 2010 study based on 10,344 total responses measuring 17 brands and measures opinions of consumers who purchased their washer or dryer from a retail store or their new-home builder during the previous 24 months. Proprietary study results are based on experiences and perceptions of consumers surveyed in March-April 2010. Your experiences may vary. Visit jdpower.com.

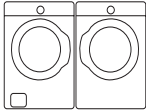
DV231AEW

7.3 cu. ft. Capacity Electric Dryer

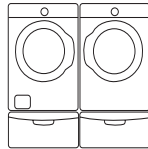
Installation Options:



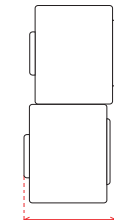
Stacked



Side by Side



On Pedestals



Stacked Depth
(38 3/4")

Installing your dryer

1. Alcove or closet installation

Minimum clearances for closets and alcove:

Sides - 1 In. (2.5 cm)
Top - 17 In. (43.2 cm)
Rear - 4 In. (10.2 cm)
Closet Front - 2 In. (5.1 cm)

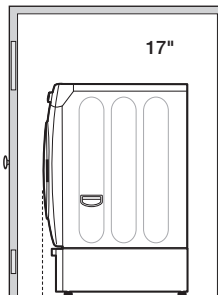
If the washer and dryer are installed together, the closet front must have at least a 72 in² (465cm²) unobstructed air opening. Your washer alone does not require a specific air opening.

Recessed Area



1" 27" 1"

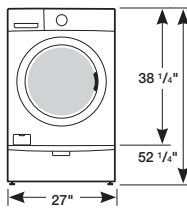
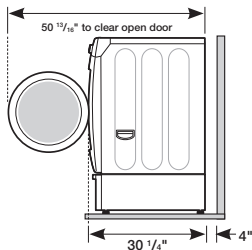
Side View Confined



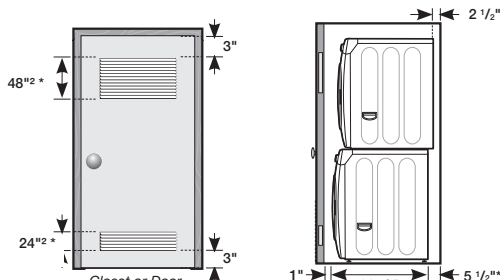
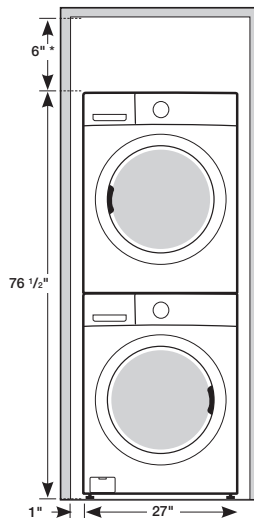
2" 17" 30 1/4" 4"

2. With optional pedestal base or stacking kit

Required Dimensions for Installation With Pedestal



Required Dimensions for Installation With Stacking Kit



* Required spacing

** External exhaust elbow requires additional space.

Fabric Care

9 Preset Dry Cycles

Normal, Heavy Duty, Permanent Press, Delicates, Sanitize, Time Dry, Quick Dry, Air Fluff, Wrinkle Release

3 Options

Mixed Load Bell, Wrinkle Prevent, Adjust Time

4 Temperature Settings

High, Medium, Low, Extra Low

4 Dry Levels

More Dry, Normal Dry, Less Dry, Damp Dry

2 Signal Sound Levels

On, Off

Accessories:

Stacking Kit: SK-3A1, SK-4A, SK-5A

Vent Kit: DV-1A

Pedestal: WE357A0W

Warranty

One (1) Year All Parts and Labor

Two (2) Years Control Board

Product Dimensions + Weight

Dimensions: (WxHxD) 27" x 38 1/4" x 30 1/4"

Weight: 118.9 lbs / 54 kg

Shipping Dimensions + Weight

Dimensions: (WxHxD) 29 3/4" x 42 1/2" x 33 1/8"

Weight: 134.4 lbs / 61 kg

Color

Neat White

Model

DV231AEW

UPC Code

036725570054

Matching Washer

Neat White

WF231ANW

036725570047



DV231AGW

7.3 cu. ft. Capacity Gas Dryer

Features

- 7.3 cu. ft. Capacity
- 9 Preset Drying Cycles
- 3 Options
- 4 Temperature Settings
- 3 Way Venting

Convenience

- Sensor Dry – Detects Moisture and Adjusts Drying Time
- Reversible See-through Door
- Dryer Drum Light
- Child Lock
- Lint Filter Indicator
- Remaining Time Display
- Adjustable End-of-Cycle Signal
- Optional Pedestals or Stacking Kit Available



(Shown with optional pedestal)



9 Cycles



3 Options

Signature Features

Available Colors



Neat White

Sensor Dry

For the perfect dry every time

Detects the moisture level in the load and adjusts the drying time to save time and money.

Wrinkle Prevent Option to reduce ironing

Intermittently tumbles clothes at the end of the drying cycle to help prevent wrinkles from setting in.

For maximum space saving

Optimize space by stacking on top of each other, or place them side by side, with or without matching pedestals.



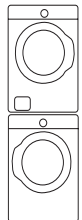
Ranked **"Highest in Customer Satisfaction with Clothes Dryers"** by J.D. Power and Associates.*

* Samsung received the highest numerical score for clothes washers (2009-2010) and dryers (2008-2010) in the proprietary J.D. Power and Associates Laundry Appliance StudiesSM. 2010 study based on 10,344 total responses measuring 17 brands and measures opinions of consumers who purchased their washer or dryer from a retail store or their new-home builder during the previous 24 months. Proprietary study results are based on experiences and perceptions of consumers surveyed in March-April 2010. Your experiences may vary. Visit jdpower.com.

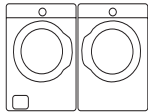
DV231AGW

7.3 cu. ft. Capacity Electric Dryer

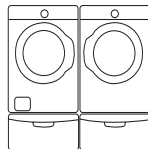
Installation Options:



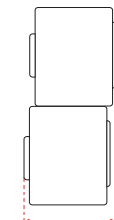
Stacked



Side by Side



On Pedestals



Stacked Depth
(38 3/4")

Installing your dryer

1. Alcove or closet installation

Minimum clearances for closets and alcove:

Sides - 1 In. (2.5 cm)
Top - 17 In. (43.2 cm)
Rear - 4 In. (10.2 cm)
Closet Front - 2 In. (5.1 cm)

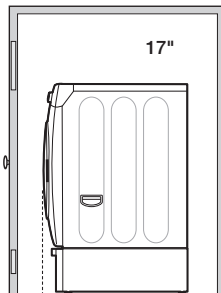
If the washer and dryer are installed together, the closet front must have at least a 72 in² (465cm²) unobstructed air opening. Your washer alone does not require a specific air opening.

Recessed Area



1" 27" 1"

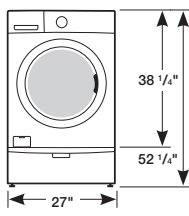
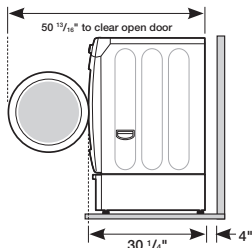
Side View Confined



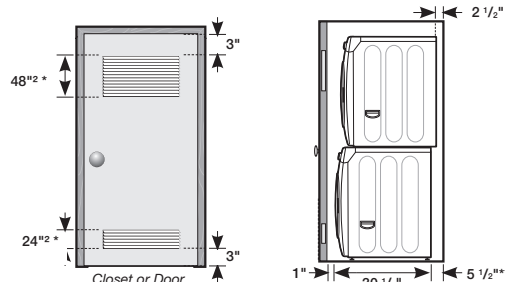
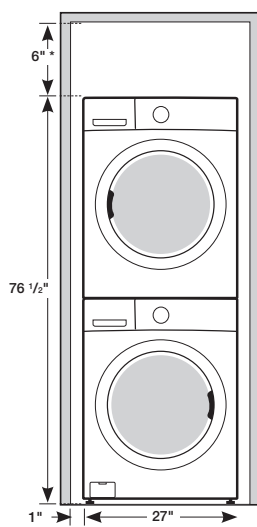
2" 30 1/4" 4"

2. With optional pedestal base or stacking kit

Required Dimensions for Installation With Pedestal



Required Dimensions for Installation With Stacking Kit



* Required spacing

** External exhaust elbow requires additional space.

Fabric Care

9 Preset Dry Cycles

Normal, Heavy Duty, Permanent Press, Delicates, Sanitize, Time Dry, Quick Dry, Air Fluff, Wrinkle Release

3 Options

Mixed Load Bell, Wrinkle Prevent, Adjust Time

4 Temperature Settings

High, Medium, Low, Extra Low

4 Dry Levels

More Dry, Normal Dry, Less Dry, Damp Dry

2 Signal Sound Levels

On, Off

Accessories:

Stacking Kit: SK-3A1, SK-4A, SK-5A

Vent Kit: DV-1A

LP Kit: LP KIT-3

Pedestal: WE357A0W

Warranty

One (1) Year All Parts and Labor

Two (2) Years Control Board

Product Dimensions + Weight

Dimensions: (WxHxD) 27" x 38 1/4" x 30 1/4"

Weight: 118.9 lbs / 54 kg

Shipping Dimensions + Weight

Dimensions: (WxHxD) 29 3/4" x 42 1/2" x 33 1/8"

Weight: 134.4 lbs / 61 kg

Color

Neat White

Model

DV231AGW

UPC Code

036725570061

Matching Washer

Neat White

WF231ANW

036725570047