



WELLSFORD™ 8" WALL MOUNT TUB SPOUT

Traditional Wellsford™

WE2317

FEATURES

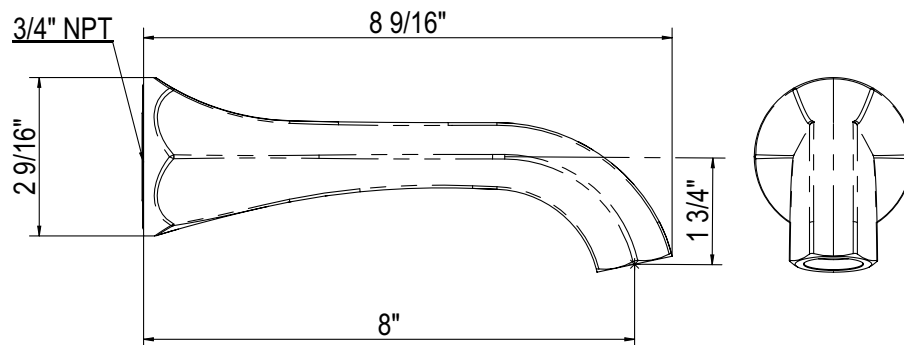
- 8" reach wall mount tub spout
- 3/4" NPT female inlet
- Brass construction
- If 1/2" required, you may purchase a 3/4" x 1/2" nipple at any hardware store

COLORS/FINISHES

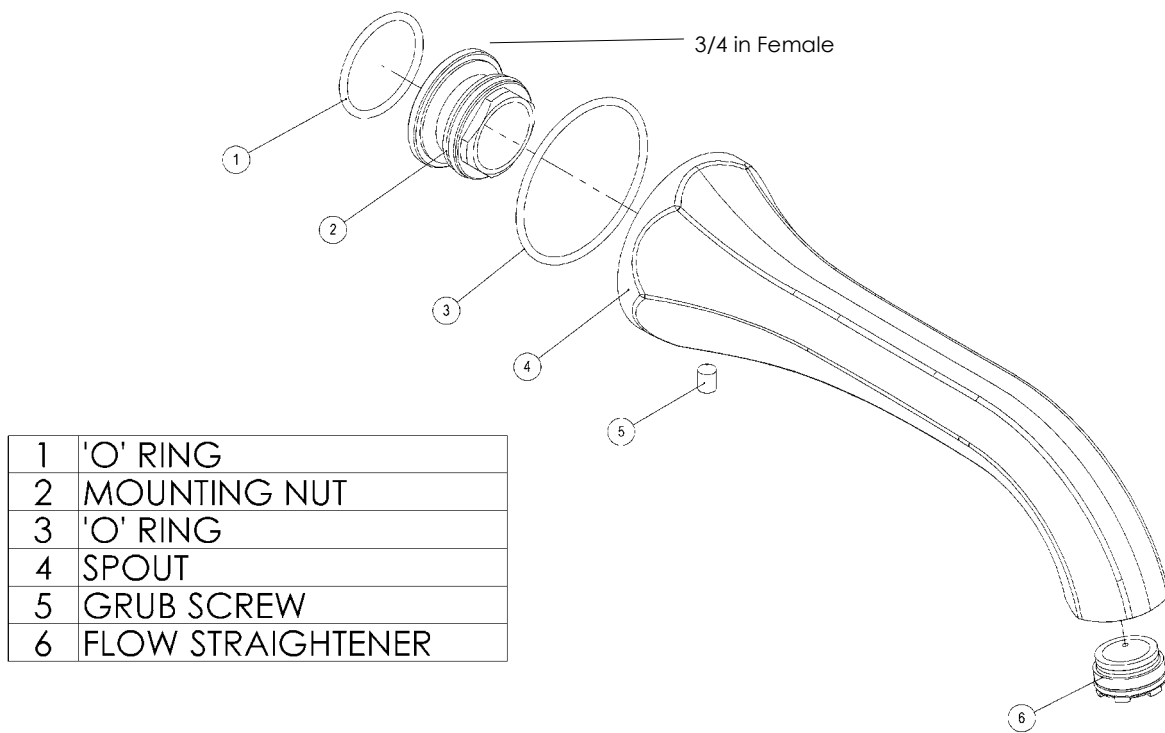
- Polished Chrome
- Polished Nickel
- Satin Nickel

WARRANTY

- Limited Lifetime



SPARE PARTS

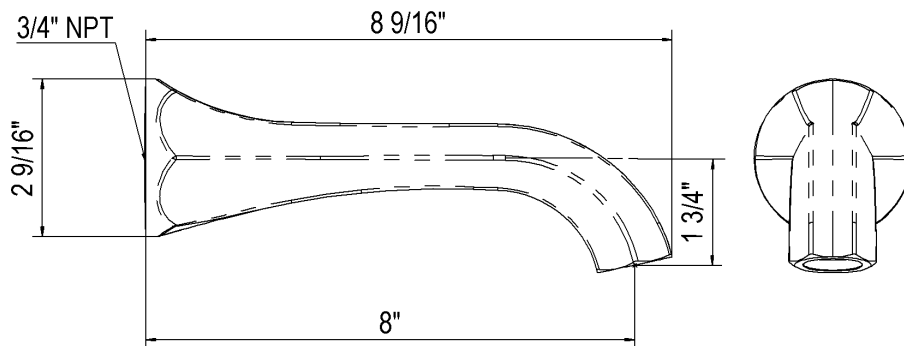


INSTALLATION INSTRUCTIONS

ROHL WELLSFORD WALL MOUNTED TUB SPOUT

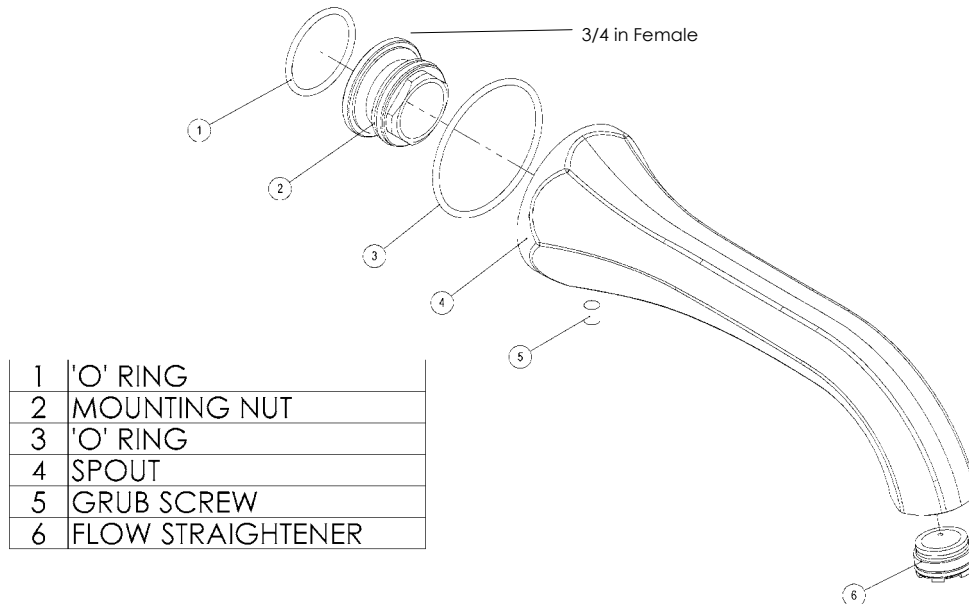
WE2317APC, WE2317PN, WE2317STN

INSTALLATION INSTRUCTIONS



Please leave instructions with the home owner once installed.

INSTALLATION INSTRUCTIONS



Installation Instructions

1. Remove mounting nut #2.
 - a. loosen off grub screw #5 until nearly out to ensure the grub screw does not cut the o-rings on the mounting nut.
2. Apply grease to o-rings on mounting nut. (Not supplied.)
3. Install mounting nut #2 to supply line and ensure the o-ring seal #1 is in place.
4. Install the spout #4 and ensure the o-ring seal #3 is in place.
5. Position spout and tighten the grub screw #5.

After Installation:

Test with water running.

Care and Maintenance:

After use, wipe down with a soft, dry cloth. For all chrome plated surfaces clean this product with warm soapy water and then dry with a dry soft cloth.

Nickel plated, satin and Inca brass finishes should be cleaned with a soft cloth and warm water. Then dry with a dry soft cloth.

Do not use cream cleaners or cleaning agents containing a corrosive acid or scouring agent including, Softscrub, Comet, Ajax and Bonami, as these may damage the surface of the faucet. Do not use any spray cleaners with ammonia or alcohol like Windex, 409 or Fantastik.

Any use of unsuitable cleaning agents causing damage to the surface will not be covered by the warranty.

WARRANTY:

Warranty is limited lifetime. See ROHL website for details. (www.rohlhome.com) A basic in-line filter system is required for the house to protect any debris from entering the water supply line to the house (i.e. due to construction or service work on the street water main.)