



Verona Exposed Shower Package

ROHL Country Bath Collection

AKIT29172LM (Metal Levers)

AKIT29172XM (Cross Handle)

FEATURES

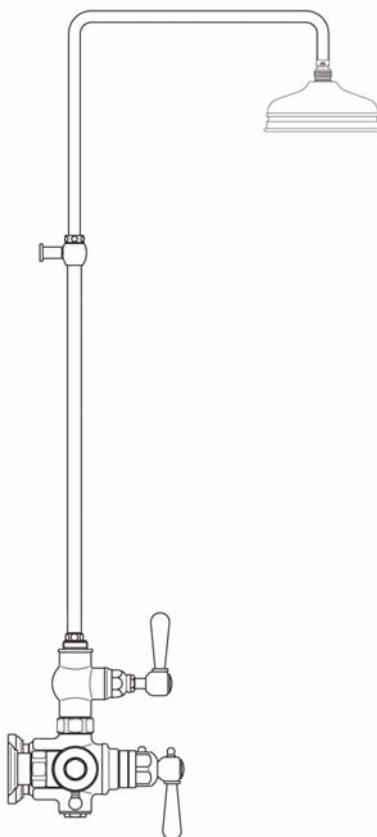
- Shower package components:
 - A2917 - Exposed Thermostatic Mixer
 - 1565 - Riser
 - 1037/8 - 8" Showerhead

COLORS/FINISHES

- Polished Chrome
- Polished Nickel
- Satin Nickel
- Tuscan Brass
- Inca Brass

WARRANTY

- See individual component specs for warranty



ROHL.

Authentic Luxury for Kitchen and Bath®

www.rohlhome.com



VERONA EXPOSED THERMOSTATIC MIXER

ROHL Country Bath Collection

A2917LM (Metal Levers)
A2917XM (Cross Handles)

FEATURES

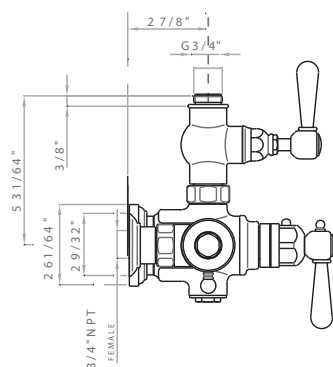
- Exposed thermostatic valve with volume control
- Verona metal levers on A2917LM, Verona cross handle on volume control and Verona metal lever on temperature control on A2917XM
- Inlets 3/4" female NPT
- Inlets 8" center-to-center
- 16 GPM at 45 PSI
- Integrated service stops with screens included
- Must order 1560 or 1565 riser to connect to outlet

COLORS/FINISHES

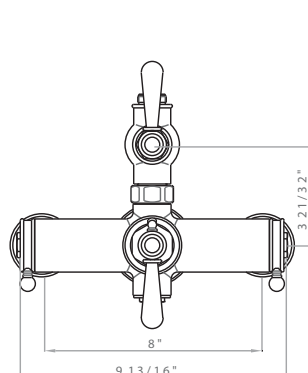
- Polished Chrome
- Polished Nickel
- Satin Nickel
- Tuscan Brass
- Inca Brass

WARRANTY


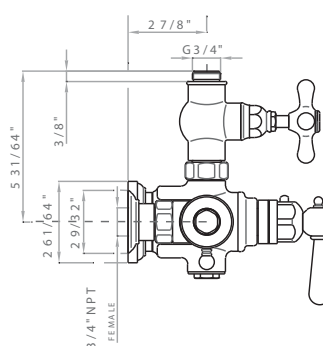
- Limited Lifetime*
- *No warranty on Tuscan Brass finish



A2917LM



A2917XM



ROHL

Authentic Luxury for Kitchen and Bath®

www.rohlhome.com



RISER WITHOUT DIVERTER

ROHL Country Bath Collection

1565

FEATURES

- For use with exposed therm valves
- 3/4" NPSM inlet
- 1/2" NPSM outlet
- Adjustable wall stanchion
- Adjustable height
- 17" reach
- Must order showerhead separately

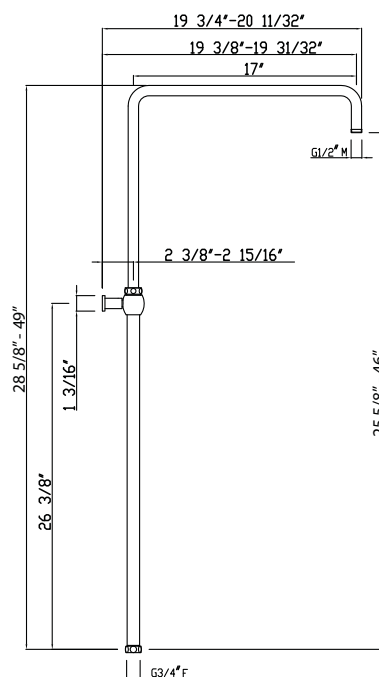
COLORS/FINISHES

- Polished Chrome
- Polished Nickel
- Satin Nickel
- Tuscan Brass
- Inca Brass
- Old Iron

WARRANTY

- 2 Years on manufacturers defects*

* No Warranty on Tuscan Brass Finish (TCB)



ROHL®

The Experience of Authentic Luxury™

www.rohlhome.com



ANTI-CAL SHOWERHEAD

ROHL Shower

1007/8 (4" Showerhead)
1017/8 (5" Showerhead)
1027/8 (6" Showerhead)
1037/8 (8" Showerhead) (shown)
1047/8 (12" Showerhead)

FEATURES

- Flexible calcium resistant nozzles on spray face allow for easy removal of hard water build-up
- 1/2" female supply connection
- Serviceable faceplate
- Flows at 2.5 GPM
- Includes swivel
- Flow restrictor replacement part #: WVANRIP10AV8
- Swivel ball replacement part #: 1590/8 (FINISH)

COLORS/FINISHES

- Polished Chrome
- Polished Nickel
- Satin Nickel
- Tuscan Brass
- Inca Brass
- Old Iron*

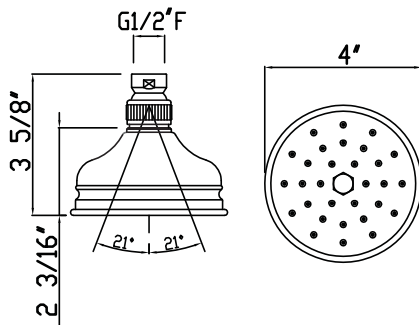
*Old Iron only available on the 1037/8

WARRANTY

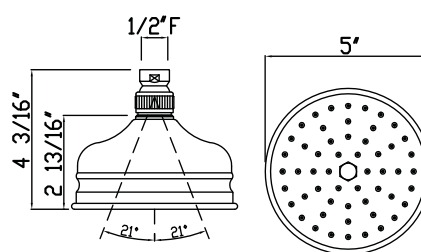
- 2 years on manufacturer defects*

*No warranty for Tuscan Brass (TCB)

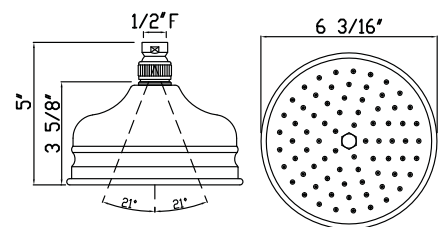
1007/8 (4")



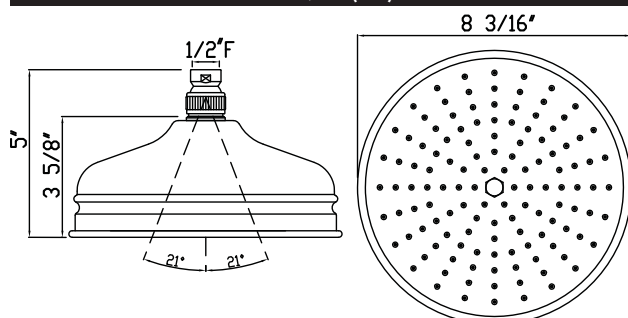
1017/8 (5")



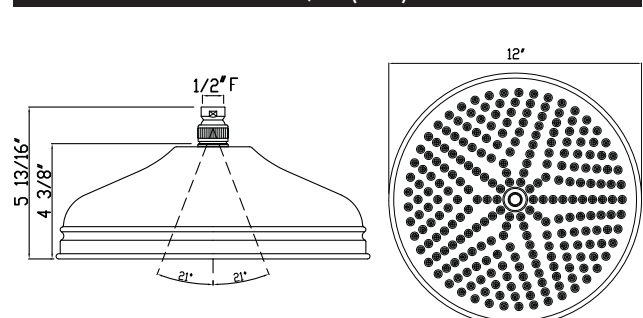
1027/8 (6")



1037/8 (8")



1047/8 (12")



Consult your local ROHL showroom for additional information and specifications. For complete warranty details and a list of showrooms, go to www.rohlhome.com.