

robern®

M Series Cabinet Collection



robern.com

M Series Cabinet Collection



LIVE THE LIFE LESS ORDINARY.

Bring your style to life at [robern.com](http://robern.com)

**robern.**

## M Series Cabinet Collection





The newly redesigned M Series. Where life meets style.

Innovation has never been more beautiful. More functional. More versatile.

This is the M Series your bathroom has been waiting for. A line of cabinets with unparalleled beauty, unmatched functionality and uncompromising

quality. Designed with your unique lifestyle in mind, the newly redesigned

M Series turns the daily ritual into something a little more spiritual.

It's your life. It's your style. It's time to live both.



## M Series Cabinet Collection



Image shows M Series features and options.




**MAGNETIC ORGANIZATION**

Keep small metal implements neatly arranged and close at hand on the shelf-mounted magnetic strip. Included with all cabinets, except for 12" wide electric model.




**ORGANIZATION SHELVES**

A dedicated razor holder and adjustable shelves house small items such as eyeglasses, contact lens cases and cosmetics.



**MODULAR CONFIGURATIONS**

Create custom sizes and distinctive looks from a wide range of heights, widths and depths. The M Series is designed for modular configuration and is equally eye-catching in stand-alone, stacked or side-by-side arrangements.



**MIRRORED OR DECORATIVE GLASS**

Mirrored doors in arch or flat-top designs can be plain or beveled at the edge. Decorative colors add a contemporary look.

## M Series Cabinet Collection








**INTERIOR ILLUMINATION**

Find the light from within with an interior light that turns on when the door is opened and automatically turns off when closed.



**INTEGRATED ELECTRICITY AND USB**

Power frequently used items such as electric razors, toothbrushes and hair dryers using one of two outlets mounted inside the cabinet. The USB port charges your mobile electronic devices nearby.



**PROGRAMMABLE NIGHT LIGHT**

Program the external LED to automatically provide nighttime illumination in 12-hour increments.



**ELECTRONIC MIRROR DEFOGGER**

Prevent steamy reflections with a timer-enabled electronic defogger. The illuminated, door-mounted on/off switch allows for one-touch control.

# M Series Cabinet Collection

## USE THE CHART BELOW TO LEARN HOW TO BUILD AN M SERIES CABINET MODEL NUMBER.

This chart references the model number for a 16" W x 40" H x 6" D M Series cabinet with Interior Light, Electric/USB, Defogger and Night Light. Consult the Robern Price Book for a complete list of model numbers.

MODEL NUMBER		M	C	16	40	D6	FP	L	E4
Product Line	M = M Series								
Category	C = Cabinets								
Width	12" 16" 20" 24"								
Height	30" 40" 70"								
Depth	D4 D6 D8								
Door Style	FP = Flat, Plain FB = Flat, Beveled AP = Arched, Plain AB = Arched, Beveled ## = Decorative Glass Color or Digital Wood Pattern								
Hinge Side	L = Left R = Right								
Options	Blank = Non-Electric E2 = Electric, Interior Light E4 = Electric, Interior Light, Defogger and Night Light TV = TV								

### NOTES:

- 12" W cabinets available in 4" and 6" depths
- 70" H cabinets available in 16" and 20" widths
- Arched cabinets available in 16", 20" and 24" widths
- E4 option available on all 16", 20" and 24" W mirrored cabinets that are 30" or 40" H
- E2 option available on all 12" W cabinets, all 70" H cabinets and all cabinets with Decorative Colored Glass and Digital Wood™ patterns

### DOOR STYLES



Flat, Plain (FP)

Flat, Beveled (FB)



Arched, Plain (AP)

Arched, Beveled (AB)

### STOCK COLORS



Black (20)

White (21)

Beach (22)

Tinted Gray Mirror (11)

Satin Bronze (12)


Satin White (19)

Ocean (23)

Smoke Screen (24)

Silver Screen (25)

### DIGITAL WOOD PATTERNS



Indian Rosewood (50)

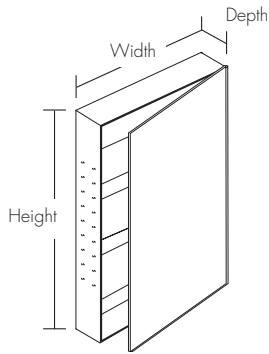
European Ash (52)

Santos Rosewood (54)

Smooth-Leaved Elm (55)

Charcoal Ash (56)


Bleached Oak (57)



M SERIES MEASUREMENTS				
Width	Opening	Height		
		30"	40"	70"
12"	Actual	11 1/4" x 30"	11 1/4" x 39 3/8"	
	Rough	10 1/2" x 29 1/4"	10 1/2" x 38 5/8"	
16"	Actual	15 1/4" x 30"	15 1/4" x 39 3/8"	15 1/4" x 70"
	Rough	14 1/2" x 29 1/4"	14 1/2" x 38 5/8"	14 1/2" x 69 1/4"
20"	Actual	19 1/4" x 30"	19 1/4" x 39 3/8"	19 1/4" x 70"
	Rough	18 1/2" x 29 1/4"	18 1/2" x 38 5/8"	18 1/2" x 69 1/4"
24"	Actual	23 1/4" x 30"	23 1/4" x 39 3/8"	
	Rough	22 1/2" x 29 1/4"	22 1/2" x 38 5/8"	

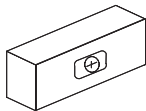
**NOTE:** Arched cabinets have the same rough opening dimensions as flat-topped cabinets. Arched mirror adds 4" to the height of the cabinet door.

## ACCESSORIES AND OPTIONS



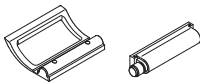
### Surface-Mount Kits

Achieve a finished look for surface-mount or semi-recessed installations. Designed for use on all cabinets. Kits include mirrored or decorative glass side kits and installation hardware.



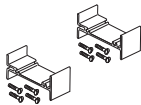
### Safety-Lock Box (SLB)

Stow away personal items and valuables in the interior-mounted lock box. Keyed entry keeps prescriptions and medications out of reach of children.



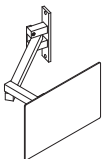
### Handle Kits

Add a handle or push-to-open kit to any M Series cabinet. Handle is required when ganging 70" H cabinets with opposing hinges.



### Ganging Kit (MGKIT)

Combine two or more M Series cabinets side by side to create custom configurations. Ganging kit includes required hardware for up to three cabinets.



### Pull-Out Magnifying Mirror (POMM)

Achieve detailed grooming tasks with ease. Retractable mirror magnifies at 3x zoom and stows away neatly into the cabinet.

**NOTE:** Please see Robern Price Book or visit [robern.com](http://robern.com) for the complete offering of complementary M Series lights, mirrors and accessories.

