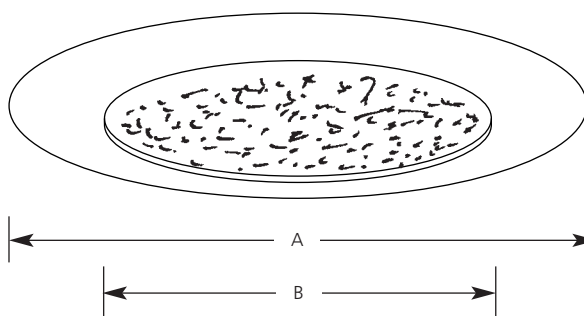


Type _____
 -60
 P8008

Catalog No.	Finish	Dimensions (Inches)	
		A	B
P8008	White Glass, Non-Metallic Flange -60	7-3/4	5-3/16



Lamp Wattage Housing	IC	Non-IC
	P87-AT	N/A
P87-ATQC	N/A	60A19, 75wPAR30 SN
P187-TG	N/A	60A19, 75wPAR30 SN

Specifications:

Flange

- Bright white molded in color
- No light leaks around trim flange
- Covers irregular ceiling openings

Trim

- Built-in bracket to accept Trim-Lok spring
- Trim-Lok action forces trim to fit snugly against the ceiling
- Socket mounts to trim for optimum performance and consistent lamp position

Lens

- Flat Albalite glass: 5-7/16" dia. x 3/32" ht.

Labels

- UL-CUL wet location listed

P87-AT

P87-AT WITH P8008-60

Report No. 98181

No. Lamps: 1 Type Lamp: 75PAR30L/FL Total Lumens: 990

Fixture Efficiency: 33.4%

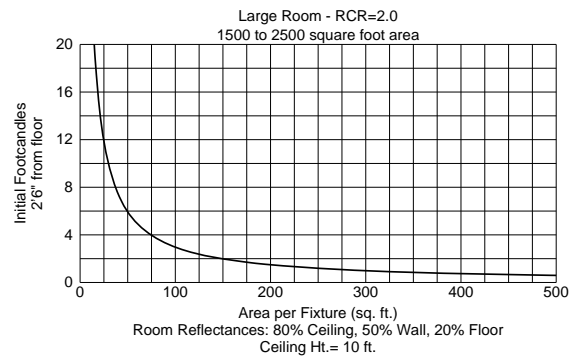
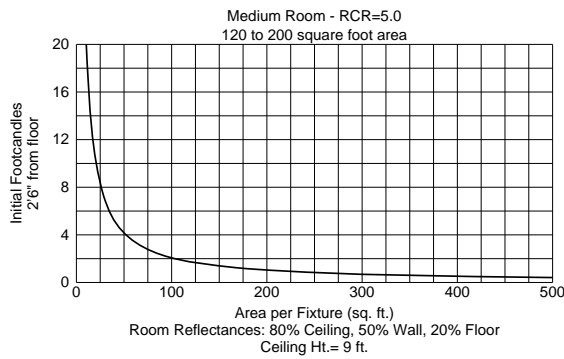
S/MH Ratio: 1.3

Single Fixture Data

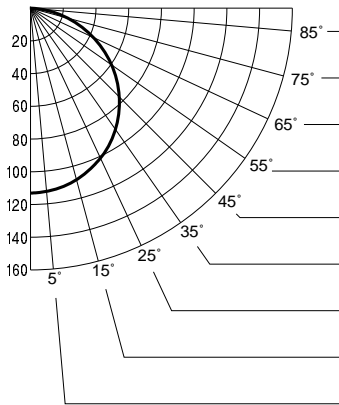
Ceiling Ht.(Ft.)	10% Values		Zero Degrees Ft.-C	50% Values	
	Beam Angle - 110°			Beam Angle - 65°	
	Ft.-C	Beam Dia.		Ft.-C	Beam Dia.
8	0.4	16	3.7	1.9	7
10	0.2	22	2.0	1.0	9
12	0.1	27	1.3	0.6	12
14	0.1	33	0.9	0.4	15
16	0.1	39	0.6	0.3	17

Ft.-C (Footcandles) are initial and measured 2'-6" from floor

Quick Calculator Charts



DISTRIBUTION CURVE



INTENSITY DATA

DEGREES	CANDELA
90	0
85	6
80	14
75	23
70	33
65	42
60	52
55	61
50	69
45	77
40	84
35	91
30	96
25	101
20	105
15	109
10	111
5	112
0	113

ZONAL CAVITY COEFFICIENTS OF UTILIZATION

Effective Floor Cavity Reflectance 0.20

RC	80				70				50				30				10				0			
	70	50	30	10	70	50	30	10	50	30	10	50	30	10	50	30	10	50	30	10	50	30	10	0
0	40	40	40	40	39	39	39	39	37	37	37	36	36	36	34	34	34	34	34	34	34	34	34	34
1	36	35	33	32	35	34	33	31	33	31	30	31	30	30	30	29	29	28	28	28	28	28	28	28
2	33	30	28	26	32	30	27	26	28	27	25	27	26	24	26	25	24	23	23	23	23	23	23	23
3	30	26	24	21	29	26	23	21	25	23	21	24	22	21	23	22	20	19	19	19	19	19	19	19
4	28	23	20	18	27	23	20	18	22	20	18	21	19	18	21	19	17	17	17	17	17	17	17	17
5	25	21	18	16	25	21	18	16	20	17	15	19	17	15	19	17	15	14	14	14	14	14	14	14
6	23	19	16	14	23	18	16	14	18	15	13	17	15	13	17	15	13	12	12	12	12	12	12	12
7	22	17	14	12	21	17	14	12	16	14	12	16	13	12	15	13	12	11	11	11	11	11	11	11
8	20	16	13	11	20	15	13	11	15	12	11	14	12	11	14	12	10	10	10	10	10	10	10	10
9	19	14	11	10	18	14	11	10	14	11	10	13	11	9	13	11	9	9	9	9	9	9	9	9
10	18	13	10	9	17	13	10	9	13	10	9	12	10	9	12	10	9	8	8	8	8	8	8	8



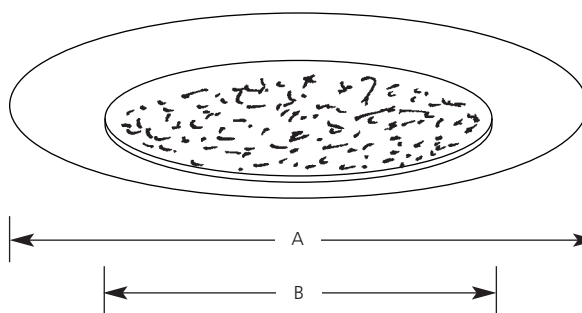
Compact Fluorescent

**6" Flat Albalite Shower Light
with Reflector
IC & Non-IC**

Recessed

Type _____
-60
P8008

Catalog No.	Finish	Dimensions (Inches)	
		A	B
P8008	White Glass, Non-Metallic Flange -60	7-3/4	5-3/16



Lamp Wattage

Housing	IC	Non-IC
P83-AT	13w 4-pin Triple-tube CF	13w 4-pin Triple-tube CF
P83-ICAT	13w 4-pin Quad/Triple-tube CF	13w 4-pin Quad/Triple-tube CF
P88-ICAT	18w 4-pin Quad/Triple-tube CF	18w 4-pin Quad/Triple-tube CF
P183-EB	13w 4-pin Triple-tube CF	13w 4-pin Triple-tube CF

Specifications:

Flange

- Bright white molded in color
- No light leaks around trim flange
- Covers irregular ceiling openings

Trim

- Built-in bracket to accept Trim-Lok spring
- Trim-Lok action forces trim to fit snugly against the ceiling
- Socket mounts to trim for optimum performance and consistent lamp position

Lens

- Flat Albalite glass: 5-7/16" dia. x 3/32" ht.

Labels

- UL-CUL wet location listed

Progress Lighting
701 Millennium Blvd.
Greenville, South Carolina
29607

www.progresslighting.com
Patent# 5,758,960

Rev. 7/09

