



Compact Fluorescent

6" Pro-Optic™ Retrofit Housing Recessed
26/32W Triple Tube
Horizontal Lamp
Non-IC

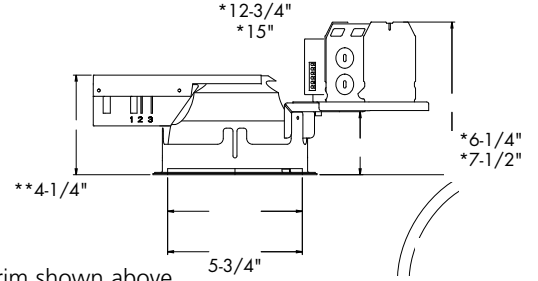
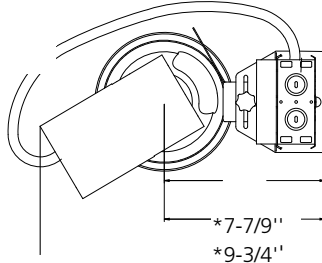
Type

-DVEB
P162H

Catalog No.	Lamping	Voltage
P162H-DVEB*	(1) 26w or 32w Triple Tube	120/277V

*MTO only

** 5-3/4" depth for Lensed and Wall Wash Ceiling Opening = See Guide
Maximum Ceiling Thickness = 1-1/2"

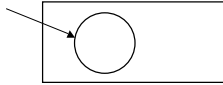


*Dimensions shown are for range of adjustability

- Trim must be ordered separately; P8015 trim shown above

HOUSING COMPATIBILITY GUIDE		
ORDERING GUIDELINES	6 INCH OPENING RANGE	
	MIN	MAX
REQUIRES SD HOUSING OPTION	5-15/16	6-1/8
ALL STANDARD HOUSINGS	6-1/8	6-1/2
REQUIRES P8100-01 KIT ACCESSORY & WF REFLECTOR OPTION	6-1/2	6-7/8

Dimensions shown are for the diameter of the frame flange at it's narrowest point



APPLICATIONS:

The P162H series offers horizontally lamped compact fluorescent downlight fixtures designed specifically to retrofit into ceilings with existing recessed downlight fixtures without the need to remove the existing fixture. This luminaire is ideal for a wide variety of medium to high ceiling applications including commercial, retail, hospitality, and design-build

Specifications:

Electrical

- Universal heavy gauge junction box with snap-out sides
- Grounding pigtail
- 1/2" & 3/4" pryouts for rigid or BX fittings
- P162H-EB includes 120v/277v electronic HPF ballast
- Thermally active insulation detector
- Rated for 8 #12 90 degree conductors (4 in, 4 out)
- Thermal and self resetting end of life ballast protection

Construction

- 1 horizontal 26W or 32W GX24q-3 triple tube compact fluorescent
- Die cast aluminum plaster frame collar
- Precision formed galvanneal sheetmetal components
- Trims adjust to accommodate 1/2" to 1-1/2" thick ceilings

Labeling

- cCSAus listed for damp location and through branch wiring
- Non-IC rated

Lamp/Trim

- Socket box mounts securely to reflector for consistent lamp positioning and photometric performance
- Trim retention accomplished by use of 3 spring clips located inside aperture of frame in
- Order trim separately

Options

- Small diameter housing option (refer to guide) add 'SD' to end of SKU number.

Technical Data

Lamp	Ballast	Line			Min. Start Temp.(F)
		Lamp Base	Current Amps	Input Watts	
26w	120v	G24q-3	.25	29	0
26w	277v	G24q-3	.11	29	0
32w	120Vv	G24q-3	.31	36	0
32w	277v	G24q-3	.13	36	0

Open

- P8015-21A Clear Alzak
- P8015-22A Gold Alzak
- P8030-17A Pewter Alzak

Baffle

- P8014-28 Ptd. White
- P8014-31 Ptd. Black

Lensed Wet Location

- P8016-68 White Prismatic
- P8016-83 White Fresnel

Note: Wide flange trims available for P8015 series. Refer to housing-compatibility guide. Add 'WF' to end of SKU number.

Progress Lighting
701 Millennium Blvd.
Greenville, South Carolina 29607

www.progresslighting.com

Rev. 9/10