

# P8071 Series

LED New Construction and Remodel • Wet Location



## Specifications:

### Description:

The P8071 is ideal for use in both new construction as well as remodel/retrofit. Light output is comparable to that of a typical 75W incandescent downlight, providing up to 75% energy savings. The P8071 is equipped with both Edison base adaptor and quick link connector allowing easy installation in many standard incandescent recessed housings.

### Construction:

- Diffused polycarbonate lens controls direct glare from the LEDs
- Easy "Push and Twist" installation with (3) friction spring clips
- Can be installed in most competitors 6" recessed housings
- Dimmable to 10% with many electronic low voltage dimmers
- Lumen output and distribution comparable to a 75W incandescent lamp
- Suitable for use in IC or NON-IC Applications with 25°C (77°F) continuous room side ambient temperature.
- Provided with quick link for use with E26 Edison Base adapter

### Performance:

Input Power	13W
Input Voltage	120V
Input Frequency	60Hz
Lumens	825 (LM-79)
CCT	3000K
CRI	80+
LPW	63
Life	42,000 (L70/TM-21)
EMI/RFI	FCC Title 47, Part 15, Class B
Min. Start Temp	-30° C
Max. Operating Temp	30° C
Warranty	5 yrs.
Labels	cCSAus classified for wet locations ENERGY STAR® qualified

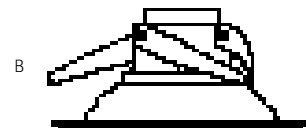
## P8071-28/30K-AC1-L08

### Images:

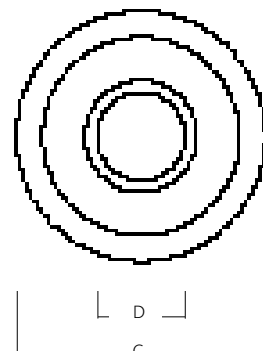


### Dimensions:

A	B
6.125"	4"



C	D
7.75"	2.75"



### Catalog number:

Base	Finish	Color Temp	Voltage	Lumen Package
<b>P8071</b>	<b>20</b> - Bronze <b>28</b> - White <b>31</b> - Black <b>82</b> - Metallic Gray	<b>30K</b> - 3000K	<b>AC1</b> - 120V	<b>L08</b> - 825 Lumens

## Photometrics:

## P8071-28/30K-AC1-L08

### ELECTRICAL DATA P8071-28/30K-AC1-L08

Input Voltage	120V
Input Frequency	50-60 Hz
Input Current	0.11A
Input Power	13.1W
Power Factor	>0.90
THD	<20%
EMI Filtering	FCC 47CFR Part 15, Class B
Operating Temperature	-30°C to 60°C
Dimming	Yes*
Over-voltage, over-current, short-circuit protected	

\*See Dimming Notes for more information

### PERFORMANCE DATA CHART

Single Unit, Initial Footcandles, 30" Work Plane							Ceiling to Floor Height (ft)	Multiple Units, Initial Footcandles, 30" Work Plane				
Nadir		10°		20°		30°		Spacing is Maximum Over Work Plane, SMH = 1				
FC	FC	Dia (ft)	FC	Dia (ft)	FC	Dia (ft)		Fixture Spacing (ft)	RCR 2	RCR 5	RCR 7	
42	39	1	30	3	18	4	<b>6</b>	4.0	55	41	34	
17	16	2	12	4	7	6	<b>8</b>	6.0	22	17	14	
8	8	3	6	6	3	9	<b>10.5</b>	9.0	10	8	7	
6	5	3	4	7	2	11	<b>12</b>	10.0	7	6	5	

### P8071-28/30K-AC1-L08

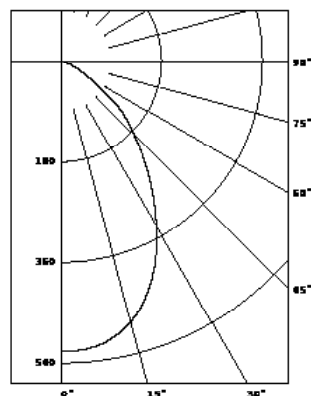
LED Light Engine: 3000K 83 CRI

System Wattage: 13

Fixture delivered lumens: 825

Fixture Efficacy: 63.5

Spacing Criteria: 1.0



### CANDELA DISTRIBUTION

DEG	CANDELA
0	520
5	517
15	483
25	398
35	285
45	185
55	92
65	30
75	6
85	3
90	0

Test No. CSA 2660998.7431

Tested at 25°C Ambient in accordance to IESNA LM-79-2008

Tested in P87-AT housing

### ZONAL LUMEN SUMMARY

ZONE	LUMENS	%LUMINAIRE
0-30	369	44.7%
0-40	550	66.7%
0-60	785	95.1%
0-90	825	100.0%

### COEFFICIENTS OF UTILIZATION

#### Zonal Cavity Method

Ceiling Cavity Member													
Room Cavity Ratio	% Effective Ceiling Cavity Reflectance												
	80%				70%				50%				30%
	20% Effective Floor Cavity Reflectance												
	% Wall Reflectance												
	70	50	30	10	70	50	30	10	50	10	50	10	
1	112	108	105	102	109	103	102	100	98	96			
3	97	89	82	77	95	81	85	80	82	78			
5	84	74	66	61	82	66	71	65	69	64			
7	74	62	55	49	72	54	60	54	59	53			
9	65	53	46	41	64	46	52	45	51	45			

P8071-28/30K-AC1-L08

Test No. 2660998-7431

## Dimming Notes:

## P8071-28/30K-AC1-L08

P8071 is designed to be compatible with many Electronic Low Voltage (ELV-Reverse Phase) controls. LED rated dimmer controls may offer favorable dimming performance.

The following is a partial list of known compatible dimmer controls:

### Electronic Low Voltage ELV Reverse Phase Controls

Leviton	Renoir II	AWRMG-EAW
Lutron	Diva Series	(Part Number DVELV-300)
Lutron	Maestro Series	(Part Number MAELV-600)
Lutron	Nova T Series	(Part Number NTELV-300)
Lutron	Spacer Series	(Part Number SPSELV-600)
Lutron	Vierti Series	(Part Number VTELV-600)

Incandescent Digital type dimmers are not recommended.

Dimming capabilities will vary depending on the dimmer control, load, and circuit installation. Always refer to dimmer manufacturer instructions or a controls specialist for specific requirements.

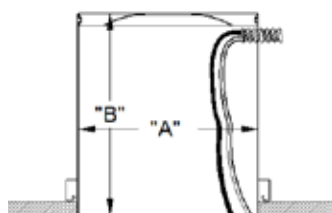
Dimmer control brand names where identified above are trade names or registered trademarks of each respective company.

## Compatibility of 6" Recessed Housings:

The P8071's are cCSAus classified for use with Progress and most competitive recessed cans (with "A" and "B" dimensions) including:

### Progress

Capri	Lithonia
Commercial Electric	Lumapro
Elco	Luminaire
Emerald	Nora
Halo	Progress
Intense	Sea Gull
Jimway	WAC
Juno	Prescolite



"A" = 6 5/16 MIN. 7 1/8 MAX  
"B" = 5 1/2 MIN.



### NOTES

1. Operation in ambient temperatures higher than those specified will shorten life.
2. Warranty is limited to repair and replacement of defective parts of the LED system and does not include labor or installation. 5 year warranty requires product registration. Contact Technical Support for details.