

P8241 Series

LED New Construction and Remodel • Wet Location



Specifications:

Description:

The P8241 delivers a solution for flush mount, for both residential and commercial markets. In addition, the P8241 is wet located and is a cost effective solution for fire rated application. The P8241 features a 120V alternating current source and eliminates the need for a traditional LED driver. This modular approach results in an encapsulated luminaire that unites performance, cost and safety benefits.

Construction:

- Diffused polycarbonate lens controls direct glare from the LEDs
- Simple snap in installation for J-Box
- Die-cast aluminum construction with a powder coat paint finish
- Can be installed in a 4" J-Box
- Lumen output and distribution comparable to a 65W incandescent lamp
- Suitable for use in IC or NON-IC Applications with 30°C (86°F) continuous room side ambient temperature.

Performance:

Input Power	10.5W
Input Voltage	120V
Input Frequency	60Hz
Lumens/LPW	680/65 (LM-79)
CCT	3000K
CRI	90+
Life	60,000 (L70/TM-21)
EMI/RFI	FCC Title 47, Part 15, Class B
Min. Start Temp	-30° C
Max. Operating Temp	30° C
Warranty	5 yrs.
Labels	cCSAus classified for wet locations ENERGY STAR® qualified

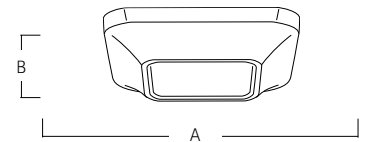
P8241-28/30K9-AC1-L06

Images:



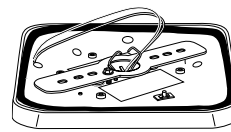
Dimensions:

A	B
5.25"	1.7"

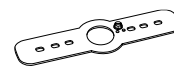


Included Mounting Options:

J-Box Mount with Quick-Link



J-Box Adapter



Catalog number:

Base	Finish	Color Temp	Voltage	Lumen Package
P8241	20 - Bronze 28 - White 31 - Black 82 - Metallic Gray	30K9 - 3000K 90 CRI	AC1 - 120V	L06 - 680 Lumens

Photometrics:

P8241-28/30K9-AC1-L06

ELECTRICAL DATA		P8241-28/30K9-AC1-L06
Input Voltage	120V	
Input Frequency	60 Hz	
Input Current	700mA	
Power Factor	>0.90	
THD	<20%	
EMI Filtering	FCC 47CFR	
	Part 15, Class B	
Operating Temperature	-30°C to 30°C	
Dimming	Yes*	
Over-voltage, over-current, short-circuit protected		
*See Dimming Notes for more information		

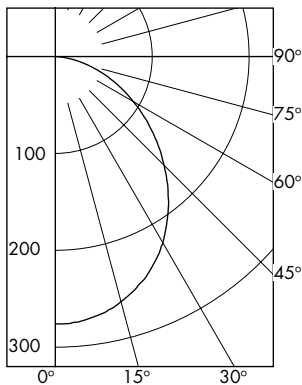
PERFORMANCE DATA CHART

Single Unit, Initial Footcandles, 30" Work Plane							Ceiling to Floor Height (ft)	Multiple Units, Initial Footcandles, 30" Work Plane			
Nadir	10°		20°		30°			Spacing is Maximum Over Work Plane, SMH= 1.2			
FC	FC	Dia (ft)	FC	Dia (ft)	FC	Dia (ft)	Fixture Spacing (ft)	RCR 2	RCR 5	RCR 7	
23	22	1	18	3	12	4		6	4.0	37	26
9	9	2	7	4	5	6	8	7.0	15	11	9
4	4	3	3	6	2	9	10.5	10.0	7	5	4
3	3	3	2	7	2	11	12	11.0	5	4	3

P8241-28/30K9-AC1-L06
 LED Light Engine: 3000K, 91 CRI
 System Wattage: 10.4W
 Fixture Delivered Lumens: 680
 Fixture Efficacy: 65.4
 Spacing Criteria: 1.2

ZONAL LUMEN SUMMARY

ZONE	LUMENS	%FIXTURE
0-30	210	30.8
0-40	336	49.4
0-60	561	82.6
0-90	679	100.0



CANDELA DISTRIBUTION	
DEG	CANDELA
0	276
5	275
15	262
25	238
35	202
45	159
55	115
65	73
75	36
85	6
90	0

COEFFICIENTS OF UTILIZATION

Room Cavity Ratio	% Effective Ceiling Cavity Reflectance											
	80%			70%			50%			30%		
	% Effective Floor Cavity Reflectance											
% Wall Reflectance												
	70	50	30	70	50	30	70	50	30	70	50	30
1	109	105	101	97	107	96	99	96	95	92		
3	92	81	74	67	89	67	77	71	74	69		
5	78	65	56	50	76	50	62	55	60	54		
7	67	54	45	39	65	39	51	44	50	43		
9	58	45	37	32	57	32	43	36	42	36		
10	55	42	34	29	53	29	40	33	39	33		

P8241-28/30K9-AC1-L06 Test No. 15.01268 70040774

Test No. 15.01268 70040774
 Tested at 25°C Ambient in accordance to IESNA LM-79-2008

Dimming Notes:

P8241-28/30K9-AC1-L06

P8241 is designed to be compatible with many Electronic Low Voltage (ELV-Reverse Phase) controls. LED rated dimmer controls may offer favorable dimming performance. The following is a partial list of known compatible dimmer controls:

Electronic Low Voltage ELV Reverse Phase Controls

Leviton	Renoir II	AWRMG-EAW
Lutron	Diva Series	(Part Number DVELV-300)
Lutron	Maestro Series	(Part Number MAELV-600)
Lutron	Nova T Series	(Part Number NTELV-300)
Lutron	Spacer Series	(Part Number SPSELV-600)
Lutron	Vierti Series	(Part Number VTELV-600)

LED Rated Controls

Pass & Seymour	(Part Number DCL453PTCCCV6)
----------------	-----------------------------

Incandescent Digital type dimmers are not recommended.

Dimming capabilities will vary depending on the dimmer control, load, and circuit installation. Always refer to dimmer manufacturer instructions or a controls specialist for specific requirements.

Dimmer control brand names where identified above are trade names or registered trademarks of each respective company.