

# P6827 & P6828

LED Step/Wall • Wet Location



## Specifications:

### Description:

The P6827 and P6828 LED Step Lights are ideal for a wide variety of interior and exterior applications including residential and commercial. The Step Lights feature a 120V alternating current source and eliminates the need for a traditional LED driver. This modular approach results in an encapsulated luminaire that unites performance, cost and safety benefits. The P6827 and P6828 LED Step Lights are non dimming.

### Construction:

- Available in Brushed Nickel (-09), Antique Bronze (-20), White (-30), Black (-31)
- Heavy Steel construction
- Vertical and horizontal louver design
- Horizontal mounting on a single gang recessed wallbox (2" min. clearance)

### Performance:

|                     |                                    |
|---------------------|------------------------------------|
| Number of Modules   | 1                                  |
| Input Power         | 4.5W per module                    |
| Input Voltage       | 120V                               |
| Input Frequency     | 60Hz                               |
| Lumens              | 100                                |
| LPW                 | 25                                 |
| CCT                 | 3000K                              |
| CRI                 | 84+                                |
| Life                | 50,000 (L70/TM-21)                 |
| EMI/RFI             | FCC Title 47, Part 15, Class B     |
| Min. Start Temp     | -30° C                             |
| Max. Operating Temp | 30° C                              |
| Warranty            | 5 yrs.                             |
| Labels              | cCSAus certified for Wet locations |

### Catalog number:

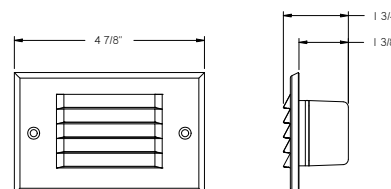
| Base                             | Finish                     | Color Temp         |
|----------------------------------|----------------------------|--------------------|
| <b>P6827</b> - Horizontal Louver | <b>09</b> - Brushed Nickel | <b>30K</b> - 3000K |
| <b>P6828</b> - Vertical Louver   | <b>20</b> - Antique Bronze |                    |
|                                  | <b>30</b> - White          |                    |
|                                  | <b>31</b> - Black          |                    |

## P6827 SERIES

### Images:



### Dimensions:

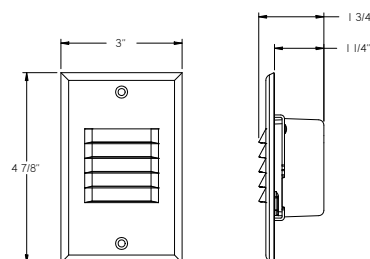


## P6828 SERIES

### Images:



### Dimensions:



Photometrics:

## P6827 & P6828 SERIES

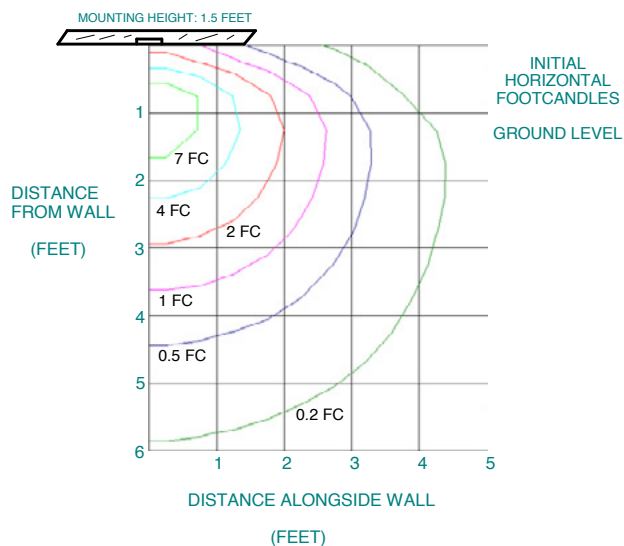
| <b>ELECTRICAL DATA</b>                              | <b>P6827 &amp; P6828 Series</b> |
|---|---------------------------------|
| Input Voltage                                       | 120V                            |
| Input Frequency                                     | 50/60 Hz                        |
| Input Current                                       | 0.04A                           |
| Power Factor  | ≥0.95                           |
| Operating Temperature                               | -30°C to 32°C                   |
| Dimming   | No                              |
| Over-voltage, over-current, short-circuit protected |                                 |

### P6827-30/30K

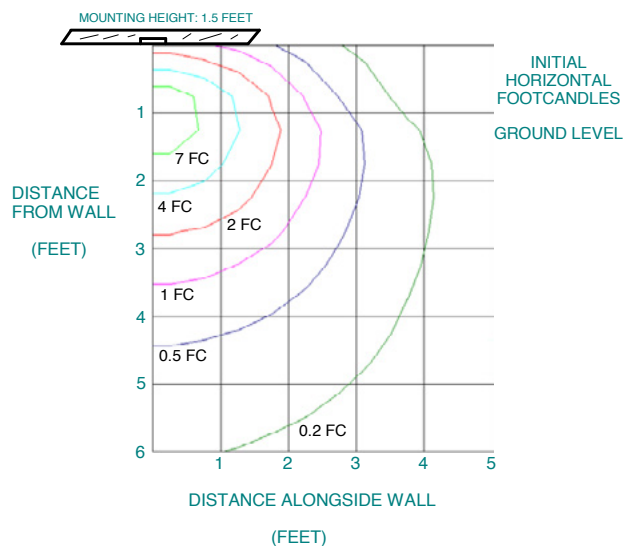
LED Light Engine: 3000K, 84+ CRI  
 System Wattage: 4.4  
 Fixture delivered lumens: 87  
 Mounting Height: 1.5 feet

### P6828-30/30K

LED Light Engine: 3000K, 84+ CRI  
 System Wattage: 4.4  
 Fixture delivered lumens: 84  
 Mounting Height: 1.5 feet



Test No. 15.00134



Test No. 15.00135