



Revolutionary

**WhisperGreen LED™**  
VENTILATION FAN

FV-08VKSE3, FV-08VKME3



FV-08VKSE3



FV-08VKME3

- Revolutionary LED light and night light fixture for warm, energy efficient illumination.
- Brushless DC motor with SmartFlow™ technology ensures optimal CFM output.
- Can be used to comply with ASHRAE 62.2, LEED, and CalGreen.
- UL listed for tub/shower enclosure when used with a GFCI branch circuit wire.
- Detachable dual 4" or 6" diameter duct adaptor.
- 6-Year warranty on DC motor, 5-Year on LED, 3-Year on parts.



**Panasonic**

WhisperGreen LED™ Ventilation Fans

# A new generation of energy efficiency, quiet operation and unparalleled performance

## LED Lighting

WhisperGreen LED™ models feature a flush mount grille that incorporates a 12-Watt and 1-Watt ENERGY STAR® rated LED bulb and nightlight. Panasonic's advanced LED technology lasts 5 times longer and is 75% more efficient than incandescent lamps and last at least 35 times longer. In addition, our LED light fixtures do not contribute to mercury waste when disposed.

## DC Motor for Lower Energy Consumption

Panasonic WhisperGreen LED ventilation fans are more energy efficient than ENERGY STAR® requirements.

## SmartFlow™ Optimum CFM Technology

With SmartFlow technology, WhisperGreen LED is designed to perform as rated and provide easier installation. When the fan faces static pressure, its speed is automatically increased to ensure optimal CFM output. The installer also no longer has to worry about compromising the fan's performance.

## CustomVent™ Variable Speed Control

WhisperGreen LED is able to run continuously at a pre-set lower level (0-70 CFM). The fan then elevates to a maximum level of operation (80 CFM) when the switch is turned on, or the SmartAction® motion sensor is activated. A High/Low Delay Timer returns the fan to the pre-set CFM level after a period of time set by the user, making this the ideal solution for continuous whole house ventilation.



## Additional Benefits

- Easy installation (double hanger bar system)
- Rust-proof paint treatment on galvanized housing
- Fits in 2 x 8 construction
- Built-in damper to prevent backdraft
- Protected by UL Class 2 Power Unit

## SmartAction® Motion Sensor (FV-08VKME3)

The built-in SmartAction motion sensor automatically activates when someone enters the room. Once the settings have been applied, the fan becomes truly automatic, making it ideal for people with disabilities and assisted living environments such as nursing homes and retirement communities.

# LED - The Evolution of Lighting

LED stands for light-emitting diode. LEDs are tiny light sources that give off light when an electrical current moves through a semiconducting material.

## In the next 20 years, LED lighting in the United States could:<sup>1</sup>

- Reduce electricity demands from lighting by 33 percent.
- Eliminate 570 million metric tons of carbon emissions.
- Avoid 40 new power plants.
- Save as much as \$265 billion in energy costs.

1 - Numbers based on analysis by D&R International Ltd, 2009.

## LED - More Light, Less Heat



### LED (Light Emitting Diodes)

The movement of electrons through a semiconductor material illuminates the tiny light sources we call LEDs. A small amount of heat is released backwards into a heat sink. In a well designed product, LEDs are basically cool to the touch. **LEDs release 20% of their energy as heat.**




### Compact Fluorecents (CFLs)

Use an electric current driven through a tube containing gases. This reaction produces ultraviolet light that gets transformed into visible light by the fluorescent coating (called phosphor) on the inside of the tube. **CFLs release 80% of their energy as heat.**

### Incandescent light bulbs

Create light by passing electricity through a metal filament until it becomes so hot that it glows. **Incandescents release 90% of their energy as heat.**

## LED vs. Traditional Lighting

Light Source			
	LED	Compact Fluorescent (CFL)	Incandescent
Life Span (Hours)	35,000	10,000	1,000
Watts of Power Used*	16.5W	20W	75W
Light Output (Lumens/Brightness)	Useful Light	575	575
	Wasted Light	0	575
	Total Light	575	1150
Contains TOXIC Mercury	NO	YES	NO
On/Off Cycling (quickly switching lights on/off may decrease the life-span of the bulb)	No Effect	Can reduce life span drastically	Some Effect
Annual Operating Cost**	\$1.95	\$2.37	\$8.87

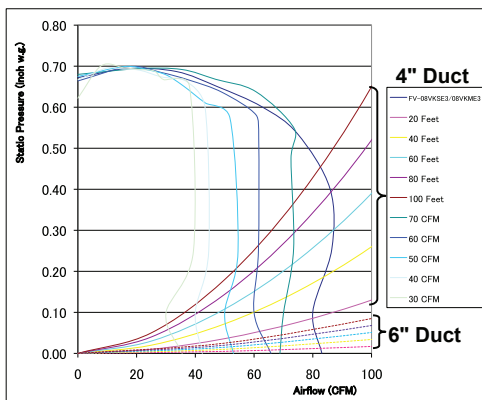
\* LEDs use less power (watts) per unit of light generated (lumens). LEDs help reduce greenhouse gas emissions from power plants and lower electric bills.

\*\* Operating costs for recessed down lights are annual and assume three hours of use per day for typical residential use, and an average utility rate of \$0.108 per kWh.

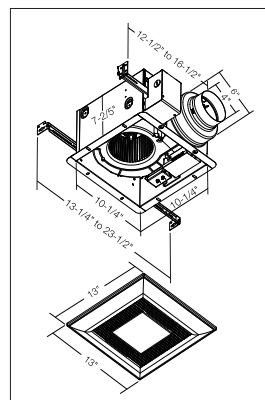
Source: ENERGY STAR

# Specifications

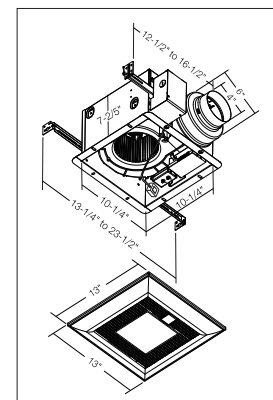
WhisperGreen LED													
FV-08VKSE3 / 08VKME3													
Characteristics (HVI tested data for 0.1" S.P.)z	Static Pressure in inches w.g.	0.1	0.25	0.1	0.25	0.1	0.25	0.1	0.25	0.1	0.25	0.1	0.25
	Air Volume (CFM)	80	86	70	73	60	61	50	54	40	44	30	39
	Noise (sones)	<0.3	0.7	<0.3	0.5	<0.3	0.4	<0.3	0.4	<0.3	0.4	<0.3	0.4
	Power Consumption (watts)	7.5	13.3	5.8	11	5.1	9.5	4.3	8.4	4.1	7.1	3.4	6.5
	Energy Efficiency (CFM/Watt)2	11.1	6.2	12.3	7.2	12.5	6.8	12.3	6.5	10.3	6.2	9.1	5.5
	Speed (RPM)	878	1200	830	1159	797	1149	770	1136	793	1120	740	1111
	Current (amps)	0.07	0.11	0.06	0.10	0.05	0.09	0.05	0.08	0.05	0.07	0.04	0.06
	Max. Current	0.15											
Specifications	Power Rating (V/Hz)	120/60		120/60		120/60		120/60		120/60		120/60	
	Motor Type	DC											
	Type of Motor Bearing	Ball											
	Thermal Fuse Protection	Yes											
	Blower Wheel Type	Sirocco											
	ENERGY STAR® Qualified	Yes											
Installation	Duct Diameter (Inches)	4 & 6											
	Mounting Opening (Inches sq.)	10-1/2											
	Grille Size (Inches sq.)	13											
Advanced Features	SmartAction Motion Sensor	FV-08VKSE3: No / FV-08VKME3: Yes											
	High / Low Delay Timer	Yes											
	CustomVent Variable Speed Control	Yes											
	SmartFlow Optimum CFM Technology	Yes											
Light Specifications	Lamp Watts	12											
	Color Rendering Index	80											
	Color Temperature (Kelvin)	3000K											
	Rated Life (hours)	40,000											
	Lamp Model #	SS12											
Night Light Specs	Night Light Watts	1											
Shipping	Gross Weight (lbs)	11.7											
Approved Code / Standard / Regulation	UL tub/Shower Enclosure	Yes											
	Washington VIAQ Code	Yes											
	California Title 24 Compliant	Yes											
	Mfg in ISO 9001 Certified Facility	Yes											



**FV-08VKSE3 / FV-08VKME3**  
80 CFM 4" or 6" Duct



**FV-08VKSE3**



**FV-08VKME3**

**Panasonic Eco Solutions North America**  
**Eco Products Division**

One Panasonic Way  
Secaucus, NJ 07094

[www.panasonic.com/building](http://www.panasonic.com/building)

**For Order Information**

PHONE: 866-292-7299  
FAX: 888-553-0723

[ventfans@us.panasonic.com](mailto:ventfans@us.panasonic.com)

