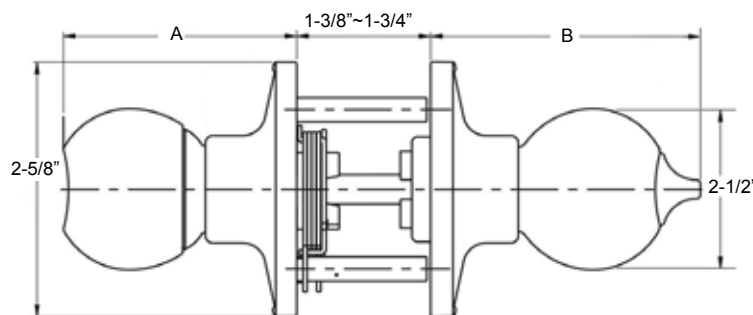
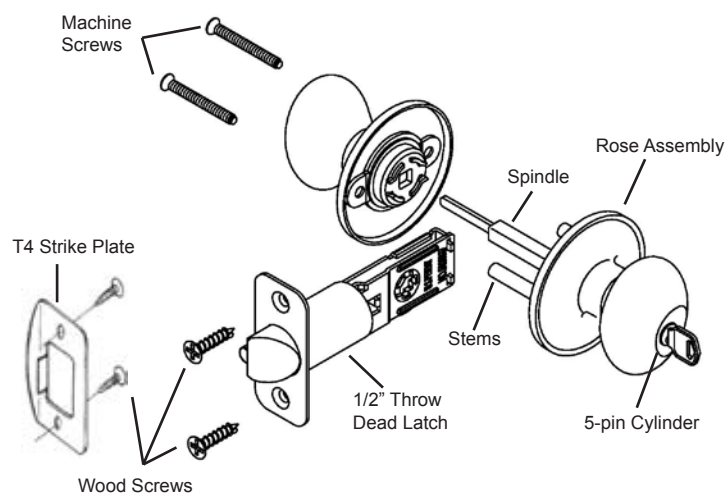
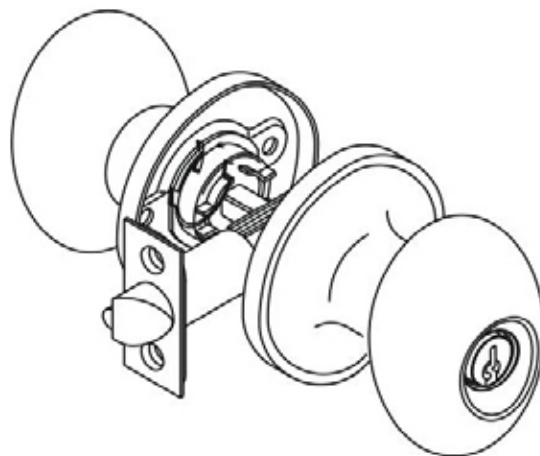


Specifications	
Door Prep.	Cross Bore: 2-1/8", Edge: 1"
Latch Backset	Exterior: 2-3/8" round corner deadlatch standard on all exterior function knobs. Interior: 2-3/8" round corner plainlatch standard on all interior function knobs.
Door Thickness	1-3/8" to 1-3/4" standard.
Cylinder	5-pin "KW" keyway solid brass cylinder.
Faceplate	1x2-1/4" round corner standard.
Strike Plate	2-1/4x1-3/4" full lip round corner standard.
Handing	Non-Handed.
Bolt	1/2" throw for all function
ANS/BHMA	A 156.2 Grade 3

Function	Description
Entry	Both Knobs locked or unlocked by key outside or turnpiece inside.
Privacy	Both knobs locked or unlocked by turnpiece inside. Outside knob unlocked by coin or screwdriver.
Bathroom-Split Finish	Same function as privacy above. Inside knob polished chrome.
Passage/Hall & Closet	Both knobs always free
Half Dummy Trim, Surface Mounted	For doors where only pull is required.
Storeroom	Outside locked only while key is turned. Inside always free. Cylindrical lock only.

*Finish Availability - US 3, 10B, 11P, 15

Chester Series



*Above Line Drawing Is Privacy Function knobset

Function	Length (A)	Length (B)
Entry	2-7/16"	2-3/4"
Privacy	2-7/16"	2-3/4"
Passage	2-9/16"	2-9/16"