

New styles and
finishes for
2011

NuTone®

Ceiling Fans
Light Kits
Accessories



NuTone® is America's leading brand of residential built-in convenience products including door chimes, central vacuum systems, intercom systems, home theater speakers, medicine cabinets, ceiling fans, ironing centers and ventilation fans.

Broan® is America's leading brand of residential ventilation products including range hoods, ventilation fans, heater/fan/light combination units, Indoor Air Quality (IAQ) systems, built-in heaters and trash compactors.

NuTone®

www.NuTone.com

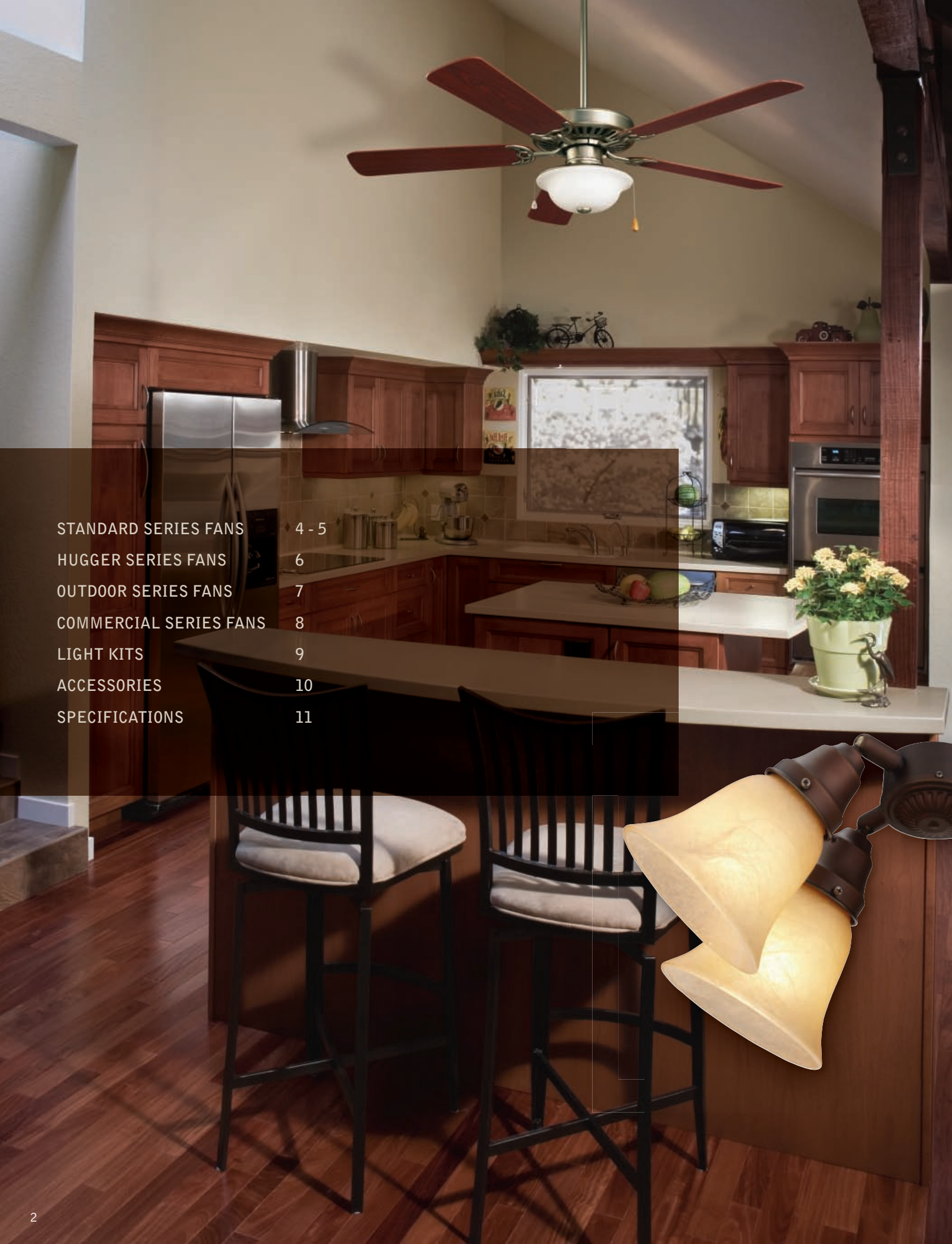
Broan-NuTone LLC, 926 W. State Street, Hartford, WI 53027
888-336-3948 • In Canada call 877-896-1119



0 26715 19956 3




February 2011



STANDARD SERIES FANS	4 - 5
HUGGER SERIES FANS	6
OUTDOOR SERIES FANS	7
COMMERCIAL SERIES FANS	8
LIGHT KITS	9
ACCESSORIES	10
SPECIFICATIONS	11

TIMELESS STYLE AND QUIET PERFORMANCE FOR ANY ROOM IN YOUR HOME OR OFFICE.

NuTone ceiling fans are an elegant addition to any room. With different blade finishes to choose from, you can pick a style to suit your room decor. NuTone fans not only enhance the look of your room, but are also a practical way to improve the comfort of your living environment. During the cold weather months, flip a switch to reverse rotation direction to force warm air down. On hot summer days, the gently rotating blades produce a cool soothing breeze—indoors or out. Plus, NuTone’s attention to detail and full line of accessories ensures that your fan is as effortless to install as it is to operate.



(Model CFS52RB with LK30ARB light kit shown)



Summer Comfort
counter clockwise



Winter Comfort
clockwise

NUTONE HAS THE PERFECT FAN OR FAN-LIGHT COMBINATION FOR YOUR HOME.

What’s your style? NuTone has ceiling fan products that are as functional as they are flexible. Start with one of our classic ceiling hugger or standard fans and pair it up with traditional or contemporary light fixtures designed to cast a uniform, warm glow or target specific room locations.



(Model TF40RB with TF40GAP shown)



Reversible, dual finish fan blades give you more options. Whether contemporary or traditional, NuTone’s timeless designs bring it all together and keep any space perfectly comfortable.



CFS - STANDARD SERIES CEILING FANS

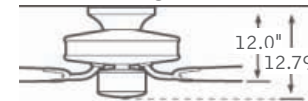
When a song is called a "standard," it's meant to reflect its timeless reach and classic style. NuTone 52" Standard ceiling fans are no exception. Timeless lines and classic finishes ensure these fans will remain a staple in your home for years to come. And because they're ENERGY STAR® qualified, you know they are as efficient as they are beautiful.



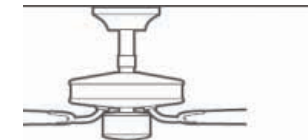
(CFS52BS shown with dark cherry blades)

MULTIPLE MOUNTING OPTIONS

close to ceiling mount



standard mount



4" and 6" downrods are included. Additional lengths sold separately.

Blade arm pitch 12°



CFS52BS

brushed steel finish
5 reversible finish blades

light oak

dark cherry



CFS52PB

polished brass finish
5 reversible finish blades

light oak

medium oak



CFS52RB

oil-rubbed bronze finish
5 reversible finish blades

dark cherry

light cherry



CFS52WH

white finish
5 reversible finish blades

white oak

polished white



Light Kit compatible (page 9, sold separately)



30 Year Motor Warranty



Remote Control available (page 11, sold separately)



Wall Control available (page 11, sold separately)



4" and 6" Downrods included. (12", 18", 24", 36" and 48" sold separately)



5 Reversible Blades included



ENERGY STAR® qualified products are identified by U.S. Department of Energy and the Environmental Protection Agency as being among the most energy efficient products on the market.



CFH - HUGGER SERIES CEILING FANS

Ideal for low ceiling applications, NuTone Hugger series fans offer the same classic styling as their taller cousins, but require less space. All Hugger housings mount flush with the ceiling and install directly onto an outlet box, positioning blades a mere 7" from the ceiling.



CFH52BS
brushed steel finish
5 reversible finish blades




CFH52PB
polished brass finish
5 reversible finish blades



CFH52RB
oil-rubbed bronze finish
5 reversible finish blades

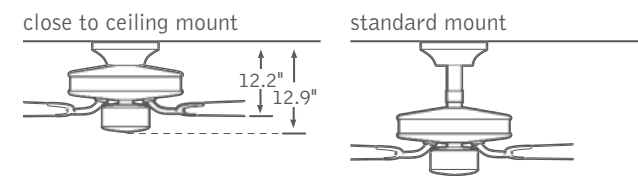


CFH52WH
white finish
5 reversible finish blades



CF052WH
white finish
5 reversible finish blades

MULTIPLE MOUNTING OPTIONS



4" and 6" downrods are included. Additional lengths sold separately.
Blade arm pitch 12.5°



CF052WB
weathered bronze finish
5 reversible finish blades

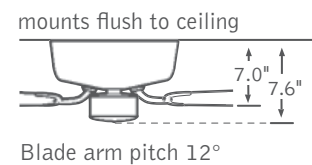



CF052BQ
barbecue black finish
5 single finish blades



CF0 - OUTDOOR SERIES CEILING FANS

Sit comfortably on your porch, deck, patio or gazebo and let a relaxing, cool breeze refresh you. NuTone Outdoor fans are WET-Rated. This means you can be assured they will perform as expected even when exposed directly to the elements.



ENERGY STAR® qualified products are identified by U.S. Department of Energy and the Environmental Protection Agency as being among the most energy efficient products on the market.



Outdoor Light Kit compatible (page 9, sold separately)



30 Year Motor Warranty



Wet rated for outdoor use



Wall Control available (page 11, sold separately)



5 Reversible Blades included (unless noted)



Light Kit compatible (page 9, sold separately)



Wall Control available (page 11, sold separately)



5 Reversible Blades included (unless noted)

CFC - COMMERCIAL SERIES CEILING FANS

Designed for large, open spaces with high ceilings, NuTone 56" Commercial fans improve comfort year-round. The contoured blades provide maximum air flow compared to standard paddle-type blades.



CFC56BR

56" Commercial Series Fan
Brown Finish

CFC56WH

56" Commercial Series Fan
White Finish

Blade arm pitch 5°

- Includes three metal contoured blades, all mounting hardware and downrod.
- Maximum effective ceiling height 40', recommended 12' from floor.
- Extends 9.5" from ceiling to top of fan blades, 12" from ceiling to bottom of switch housing.
- Direct drive sealed ball bearing motor, 120v, 60Hz.
- 4 speed wall control included.



LIGHT KITS

Turn your ceiling fan into a brilliant light fixture. NuTone ceiling fans* can be transformed into stunning light fixtures safely and easily. Choose the style that best complements your fan and room decor. Installation instructions are included with each light kit.

LK20 SERIES

LK20ASRB

Traditional Amber Scavo bowl
Oil-rubbed bronze trim and finial
EPACT 2005 compliant:
2) 13W medium base
CFL bulbs included**



LK20FWBS

Traditional Frosted White bowl
Brushed steel trim and finial
EPACT 2005 compliant:
(2) 13W medium base
CFL bulbs included**



LK20FWPB

Traditional Frosted White bowl
Polished Brass trim and finial
EPACT 2005 compliant:
(2) 13W medium base
CFL bulbs included**



LK20FWWH

Traditional Frosted White bowl
White trim and finial
EPACT 2005 compliant:
(2) 13W medium base
CFL bulbs included**



LK30 SERIES

LK30ABS

Contemporary Alabaster bowl
Brushed steel trim and finial
EPACT 2005 compliant:
(2) 13W medium base
CFL bulbs included**



LK30ARB

Contemporary Alabaster bowl
Oil-rubbed bronze trim and finial
EPACT 2005 compliant:
(2) 13W medium base
CFL bulbs included**



LK30AWH

Contemporary Alabaster bowl
White trim and finial
EPACT 2005 compliant:
(2) 13W medium base
CFL bulbs included**



LK 50 SERIES - FOR OUTDOOR COVERED INSTALLATIONS

LK50DBQ

Outdoor Damp-Rated light kit
Barbecue black trim
EPACT 2005 compliant:
(1) 13W medium base
CFL bulb included**



LK50DWH

Outdoor Damp-Rated light kit
White trim
EPACT 2005 compliant:
(1) 13W medium base
CFL bulb included**



LK50DWB

Outdoor Damp-Rated light kit
Weathered bronze trim
EPACT 2005 compliant:
(1) 13W medium base
CFL bulb included**



TURTLE FITTERS

TF40BS

Turtle fitter - Brushed steel
EPACT 2005 compliant:
(4) 13W medium base
CFL bulbs included**



TF40RB

Turtle fitter - Oil-rubbed Bronze
EPACT 2005 compliant:
(4) 13W medium base
CFL bulbs included**



TF40WH

Turtle fitter - White
EPACT 2005 compliant:
(4) 13W medium base
CFL bulbs included**



TF40GAP

Amber parchment glass shades
for turtle fitter (set of 4)



TF40GFW

Frosted white glass shades
for turtle fitter (set of 4)



TF40GCL

Frosted and cut glass shades
for turtle fitter (set of 4)



* Commercial Series fans are not compatible with light kits.

** 40W incandescent medium based bulbs may be substituted for CFL. Do not exceed recommended wattage.

FINISHES

NuTone ceiling fan finishes are designed to provide many years of beauty and durability. Finishes are either hand-painted or use electrostatically-applied powder coating for better adhesion. NuTone residential indoor ceiling fans come in four popular finishes. Outdoor wet-rated fans are designed to withstand outdoor conditions and are available in three finishes. NuTone's commercial fans are available in two finishes.



CONTROLS

All NuTone residential ceiling fans operate with a pull chain included with each fan. The optional hand-held remote control kit uses a receiver cleverly concealed in the fan and is available for use on all CFS Series fans. Whether you choose chain, wall or remote control operation, comfort is just a touch away.

RK01 - Optional Remote Control Kit

Features fan on/off; high, medium and low speed; light on/off and dimmer control.

- Use with all CFS Series fans.
- A convenient wall mounted holder is included.

(Note: seasonal changes of forward and reverse cannot be changed with remote)



78 Series Fan wall control

79 Series Fan & Light wall control

Features 4-speed "no-hum" ceiling fan speed control with HI-OFF-LO light control.

- 120V AC 1.5 AMP
- Light Capacity: 300 watts max
- One control per fan
- Use with all NuTone Series ceiling fans
- Available in both white and ivory finishes



78WH

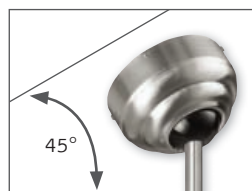


79V

INSTALLATION

SLOPED CEILING ADAPTERS

The sloped ceiling adapter kit can be used for cathedral and sloped ceilings up to 45°. Order extension downrod separately. BS shown. Also available in PB, WH, RB and BR.



DOWNRODS

For high ceilings, downrods in Series-matching finishes are available in up to five lengths.


CFS Series - 12", 18", 24", 36" and 48"

CFO Series - 12", 18", 24" and 36"

CFC Series - 24", 36" and 48"

Model	Finish	Description
CFSA	XX	Slope adapter
DR12	XX	12" downrod
DR18	XX	18" downrod
DR24	XX	24" downrod
DR36	XX	36" downrod
DR48	XX	48" downrod

Model number is completed by adding two-digit finish code to model number

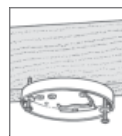


CEILING FAN ELECTRICAL BOXES

NuTone UL Listed electrical boxes designed for safe installation of fans up to 35 lbs. or light fixtures up to 50 lbs. All boxes include 1/2" knockouts and clamps for non-metallic sheathed cable.


UL30

- 4" shallow metal box
- 1/2" deep
- 6.0 cu. in capacity




UL33

- 4" shallow metal box
- 1-1/2" deep
- 15.50 cu. in capacity



UL39

- 4" non-metallic box
- Fits over both sides and bottom of joist; extends 1/2" below joist - perfectly positioned for the finished ceiling
- Box can be wired from either side
- 15.5 cu.in. capacity



Page 4-5 Standard Series Fans

Model	Finish	Blade Finish (Reversible if two finishes are listed)	Fan Diameter	Ceiling Mount	Ceiling to Blade A**	Ceiling to lowest point on fan B**	Fan Housing Width C	Energy Star	Motor Warranty*	Speed Selection	RPM	AMPs	Watts	Down Rods Included	Down Rods Available As Accessory	Remote Control Compatible	Wall Control Compatible	Light Kits Available
CFS52WH	white	polished white/white oak	52"	close to ceiling/down rod	12.08"	12.79"	11"	YES	30 year	high medium low	173 117 64	0.52 0.36 0.21	62.30 28.50 9.20	4" and 6"	12", 18", 24", 36", 48"	YES	YES	YES
CFS52PB	polished brass	med. oak/light oak	52"	close to ceiling/down rod	12.08"	12.79"	11"	YES	30 year	high medium low	173 117 64	0.52 0.36 0.21	62.30 28.50 9.20	4" and 6"	12", 18", 24", 36", 48"	YES	YES	YES
CFS52BS	brushed steel	light oak/dark cherry	52"	close to ceiling/down rod	12.08"	12.79"	11"	YES	30 year	high medium low	173 117 64	0.52 0.36 0.21	62.30 28.50 9.20	4" and 6"	12", 18", 24", 36", 48"	YES	YES	YES
CFS52RB	oil-rubbed bronze	dark cherry/light cherry	52"	close to ceiling/down rod	12.08"	12.79"	11"	YES	30 year	high medium low	173 117 64	0.52 0.36 0.21	62.30 28.50 9.20	4" and 6"	12", 18", 24", 36", 48"	YES	YES	YES

RK01 Remote control for Standard Series Ceiling Fans

Page 6 Hugger Series Fans

Model	Finish	Blade Finish (Reversible if two finishes are listed)	Fan Size	Ceiling Mount	Ceiling to Blade A**	Ceiling to lowest point on fan B**	Fan Housing Width C	Energy Star	Motor Warranty*	Speed Selection	RPM	AMPs	Watts	Down Rods Included	Down Rods Available As Accessory	Remote Control Compatible	Wall Control Compatible	Light Kits Available
CFH52WH	white	polished white/white oak	52"	flush mount	7"	7.8"	11.3"	NO	1 year	high medium low	163 116 60	0.50 0.37 0.21	60 31 10	NA	NA	NO	YES	YES
CFH52PB	polished brass	med. oak/light oak	52"	flush mount	7"	7.8"	11.3"	NO	1 year	high medium low	163 116 60	0.50 0.37 0.21	60 31 10	NA	NA	NO	YES	YES
CFH52BS	brushed steel	light oak/dark cherry	52"	flush mount	7"	7.8"	11.3"	NO	1 year	high medium low	163 116 60	0.50 0.37 0.21	60 31 10	NA	NA	NO	YES	YES
CFH52RB	oil-rubbed bronze	dark cherry/light cherry	52"	flush mount	7"	7.8"	11.3"	NO	1 year	high medium low	163 116 60	0.50 0.37 0.21	60 31 10	NA	NA	NO	YES	YES

Page 7 Outdoor Series Fans

Model	Finish	Blade Finish (Reversible if two finishes are listed)	Fan Size	Ceiling Mount	Ceiling to Blade A**	Ceiling to lowest point on fan B**	Fan Housing Width C	Energy Star	Motor Warranty*	Speed Selection	RPM	AMPs	Watts	Down Rods Included	Down Rods Available As Accessory	Remote Control Compatible	Wall Control Compatible	Light Kits Available
CF052WH	white	polished white/white oak	52"	close to ceiling/down rod	12.2"	12.9"	11.4"	YES	30 Year	high medium low	187 130 69	0.50 0.37 0.21	60.20 30.80 10.30	4" and 6"	12", 18", 24", 36"	NO	YES	YES
CF052BQ	barbecue black	dark ash	52"	close to ceiling/down rod	12.2"	12.9"	11.4"	YES	30 Year	high medium low	187 130 69	0.50 0.37 0.21	60.20 30.80 10.30	4" and 6"	12", 18", 24", 36"	NO	YES	YES
CF052WB	weathered bronze	dark cherry/light oak	52"	close to ceiling/down rod	12.2"	12.9"	11.4"	YES	30 Year	high medium low	187 130 69	0.50 0.37 0.21	60.20 30.80 10.30	4" and 6"	12", 18", 24", 36"	NO	YES	YES

Page 8 Commercial Series Fans

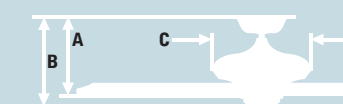
Model	Finish	Blade Finish (Reversible if two finishes are listed)	Fan Size	Ceiling Mount	Ceiling to Blade A**	Ceiling to lowest point on fan B**	Fan Housing Width C	Energy Star	Motor Warranty*	Speed Selection	RPM	AMPs	Watts	Down Rods Included	Down Rods Available As Accessory	Remote Control Compatible	Wall Control Compatible	Light Kits Available
CFC56WH	white	white metal	56"	close to ceiling/down rod	11.6"	12.2"	7.4"	NO	1 year	high medium medium/low	179 133 89 34	0.56 0.44 0.32 0.19	64.40 39.30 20.80 7.30	6"	24", 36", 48"	NO	YES	NO
CFC56BR	brown	brown metal	56"	close to ceiling/down rod	11.6"	12.2"	7.4"	NO	1 year	high medium medium/low	179 133 89 34	0.56 0.44 0.32 0.19	64.40 39.30 20.80 7.30	6"	24", 36", 48"	NO	YES	NO

Page 9 Light Kits

Model	Style	Trim Finish	Glass Finish	Light Dimensions	Max. Bulb Watts Each***	Compatible with Fan Series
LK20FWWH	traditional bowl	white	frosted white	10.125" w x 5.875" h	(2) 13Watt medium base compact fluorescent	CFS, CFH
LK20FWPB	traditional bowl	polished brass	frosted white	10.125" w x 5.875" h	(2) 13Watt medium base compact fluorescent	CFS, CFH
LK20FWBS	traditional bowl	brushed steel	frosted white	10.125" w x 5.875" h	(2) 13Watt medium base compact fluorescent	CFS, CFH
LK20ASRB	traditional bowl	oil-rubbed bronze	amber scavo	10.125" w x 5.875" h	(2) 13Watt medium base compact fluorescent	CFS, CFH
LK30AWH	contemporary bowl	white	alabaster	10.125" w x 4.875" h	(2) 13Watt medium base compact fluorescent	CFS, CFH
LK30ABS	contemporary bowl	brushed steel	alabaster	10.125" w x 4.875" h	(2) 13Watt medium base compact fluorescent	CFS, CFH
LK30ARB	contemporary bowl	oil-rubbed bronze	alabaster	10.125" w x 4.875" h	(2) 13Watt medium base compact fluorescent	CFS, CFH
TF40WH	turtle fitter	white	NA	11" w x 3.375" h	(4) 13Watt medium base compact fluorescent	CFS, CFH

Page 9 Light Kits cont.

TF40BS	turtle fitter	brushed steel	NA	11" w x 3.375" h	(4) 13Watt medium base compact fluorescent	CFS, CFH
TF40RB	turtle fitter	oil-rubbed bronze	NA	11" w x 3.375" h	(4) 13Watt medium base compact fluorescent	CFS, CFH
TF40GAP	turtle fitter glass	NA	amber parchment	5.375" w x 4.875" h	NA	CFS, CFH
TF40GFW	turtle fitter glass	NA	frosted white	4.875" w x 4.5" h	NA	CFS, CFH
TF40GCL	turtle fitter glass	NA	clear/frosted cut glass	5.25" w x 5.25" h	NA	CFS, CFH
LK50DWH	outdoor damp rated	white	opaque white	10.125" w x 5.875" h	(1) 13Watt medium base compact fluorescent	CFO
LK50DWB	outdoor damp rated	weathered bronze	opaque white	10.125" w x 5.875" h	(1) 13Watt medium base compact fluorescent	CFO
LK50DBQ	outdoor damp rated	barbecue black	opaque white	10.125" w x 5.875" h	(1) 13Watt medium base compact fluorescent	CFO



* 30 year limited warranty on motor. Refer to warranty for details.

** Assumes ceiling fan installed without any extended length down rod

*** 40W incandescent medium based bulbs may be substituted for CFL. Do not exceed maximum wattage.

All fans and light kits are UL approved.