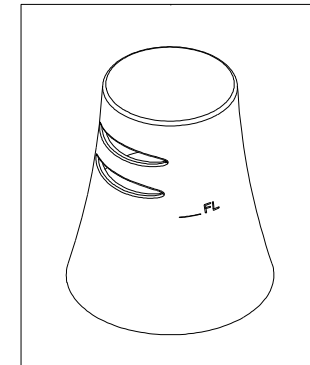
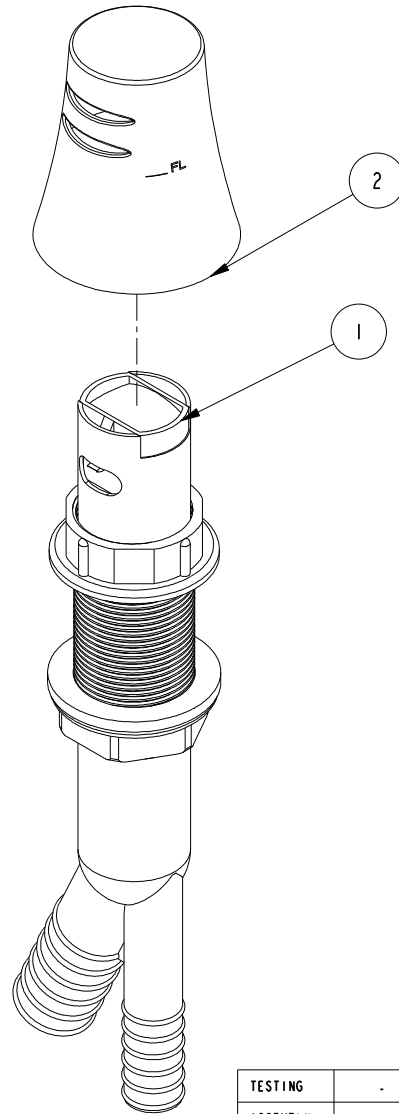


NOTES:

1. TO INSPECT ASSEMBLY, FOLLOW FIRST ARTICLE AND IN PROCESS INSPECTION SHEET.

BILL OF MATERIAL (CURRENT LEVEL)

ITEM	PT/ASSY	DESCRIPTION	TYPE	QTY.
1	5-034	AIR GAP BODY	ASSEMBLY	1
2	2500-5751	VESSA AIR GAP CAP	ASSEMBLY	1



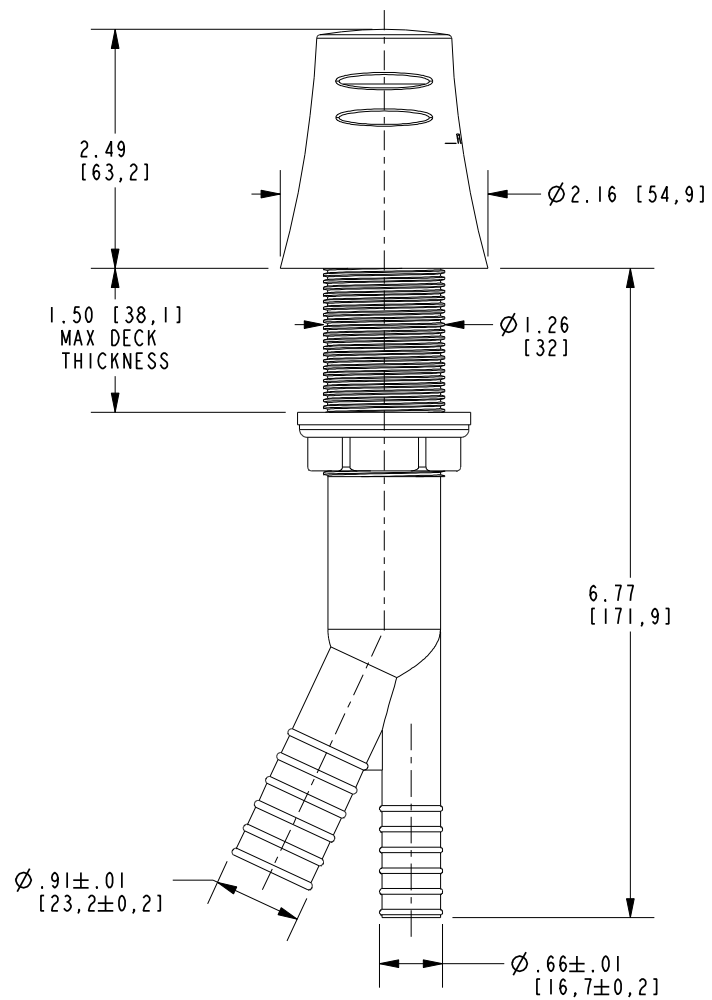
-	C	EN-4300	09/23/21	R.S.
-	B	EN-1552-4	08/15/11	R.S.
-	A	EN-1767	05/19/11	J.M.
-	-	EN-1522	12/30/10	J.M.
ZONE	REV	DESCRIPTION	DATE	APPROVED

COPYRIGHT 2005 BRASSTECH, INC.
THESE DRAWINGS AND THE DESIGNS
DEPICTED HEREIN ARE THE PROPRIETARY
PROPERTY OF BRASSTECH. ANY USE
OR REPRODUCTION IS SUBJECT TO
THE EXPRESS APPROVAL OF BRASSTECH.
UNAUTHORIZED USE IS STRICTLY
PROHIBITED. ALL RIGHTS RESERVED.

		-	-
TESTING	-	-	-
ASSEMBLY	-	-	-
PLATING	-	-	-
POLISHING	-	NEXT ASSY	USED ON
MACHINING	-	APPLICATION	
TOOLING FIXTURE #		REMOVE ALL BURRS AND SHARP EDGES	

UNITS ARE: INCHES (MM)	
TOLERANCES ARE:	
FRACTIONS	DECIMALS
±1/16"	±.005
.X ±.1 (2.5)	±1°
.XX ±.06 (1.5)	
(X.XXX) DENOTES CRITICAL DIMS.	
ALL THREADS ARE CRITICAL	
DRAWN	R.S.
CHECKED	J.M.
APPROVED	J.M.

BRASSTECH		2001 CARNEGIE AVE. SANTA ANA, CA 92705 (949) 417-5207	
INCORPORATED		VESSA AIR GAP KIT	
DWG NO.		2500-5711	
SCALE		0.500	REF. -
SHEET		1	OF 2



BRASSTECH			2001 E. CARNEGIE AVE. SANTA ANA, CA 92705 (949) 417-5207	
DWG NO.	2500-5711		REV	C
SCALE	0.500	REF.	-	SHEET 2 OF 2