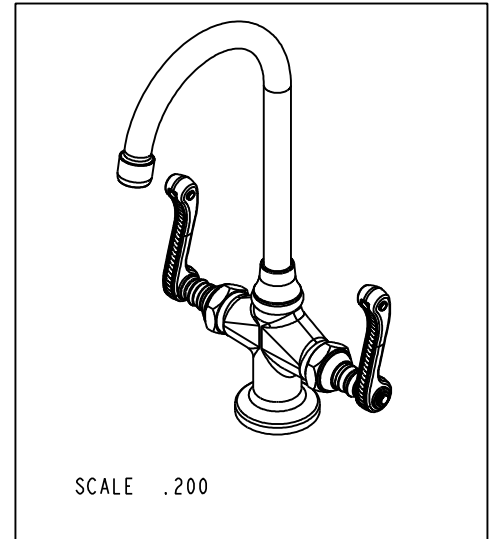


⑨ I. FIT / FORM / FUNCTION SHALL FOLLOW PS-E.008.

ITEM	PT/ASSY	DESCRIPTION	TYPE	QTY.
1	2-239	SINGLE HOLE CROSS BAR ASSEMBLY	ASSEMBLY	1
2	2-132	BAR SPOUT ASM	ASSEMBLY	1
3	10517	NUT - DOME HEX	PART	2
4	2-181	HANDLE ASM - LEFT	ASSEMBLY	1
5	2-182	HANDLE ASM - RIGHT	ASSEMBLY	1



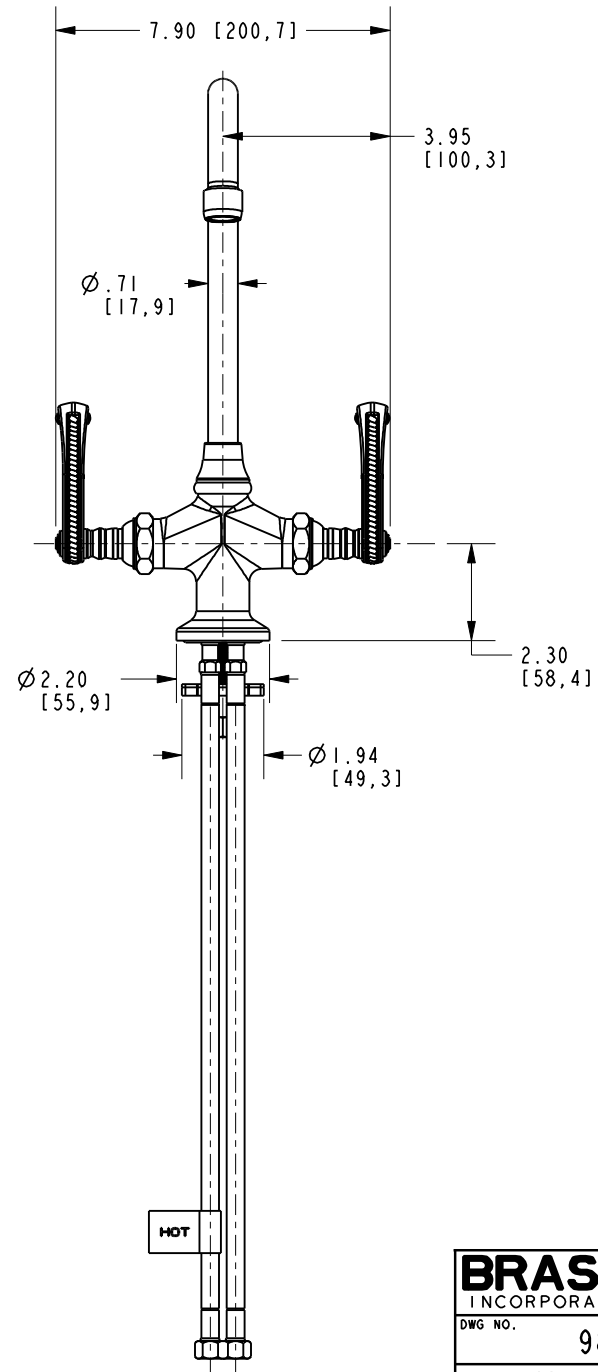
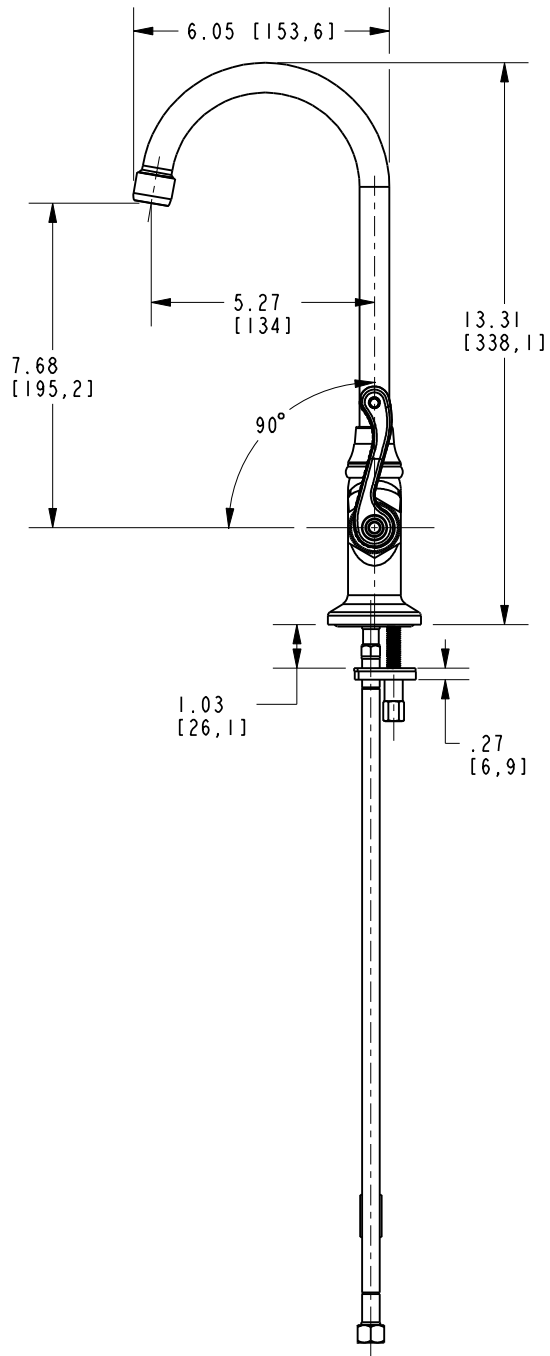
-	D	EN-2643	01/15/16	J,M
-	C	EN-2119	07/23/12	-
-	B	EO-0274	10/20/03	-
-	A	EO-0098	10/17/02	-
-	-	RELEASE	PRE-99	-
ZONE	REV	DESCRIPTION	DATE	APPROVED

COPYRIGHT 2005 BRASSTECH, INC.  
THESE DRAWINGS AND THE DESIGNS  
DEPICTED HEREIN ARE THE PROPRIETARY  
PROPERTY OF BRASSTECH. ANY USE  
OR REPRODUCTION IS SUBJECT TO  
THE EXPRESS APPROVAL OF BRASSTECH.  
UNAUTHORIZED USE IS STRICTLY  
PROHIBITED. ALL RIGHTS RESERVED.

TESTING	-	-	-
ASSEMBLY	-	-	-
PLATING	-	-	-
POLISHING	-	NEXT ASSY	USED ON
MACHINING	-	APPLICATION	
TOOLING FIXTURE #	REMOVE ALL BURRS AND SHARP EDGES		

UNITS ARE: INCHES [MM]		
TOLERANCES ARE:		
FRACTIONS	DECIMALS	ANGLES
$\pm 1/16"$	$.X \pm .1$ (2,5)	$\pm 1^\circ$
	$.XX \pm .06$ (1,5)	
<b>(X.XXX) DENOTES CRITICAL DIMS.</b>		
<b>ALL THREADS ARE CRITICAL</b>		
DRAWN	AMARISH	12/22/15
CHECKED	RAVINDRA	12/22/15
APPROVED	J.M	01/15/16

<b>BRASSTECH</b>		2001 CARNEGIE AVE. SANTA ANA, CA 92705 (949) 417-5207	
INCORPORATED			
BAR FAUCET MATCH 980			
DWG NO. 9881			REV D
SCALE .225	REF. -	SHEET 1	OF 2



<b>BRASSTECH</b> INCORPORATED		2001 E. CARNEGIE AVE. SANTA ANA, CA 92705 (949) 417-5207	
DWG NO.	9881	REV	D
SCALE .220	REF. -	SHEET 2	OF 2