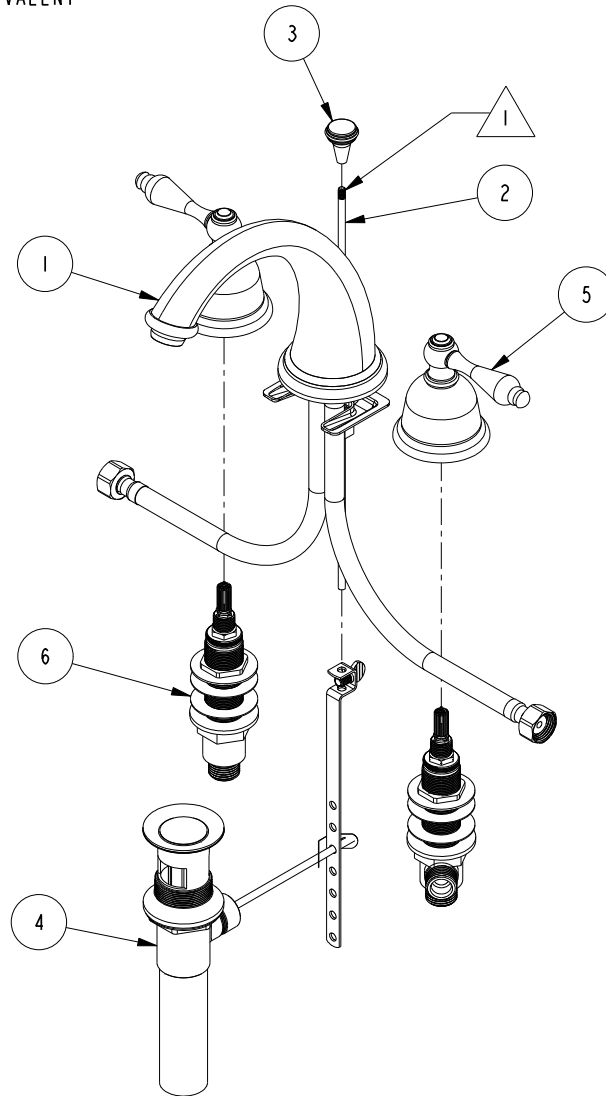


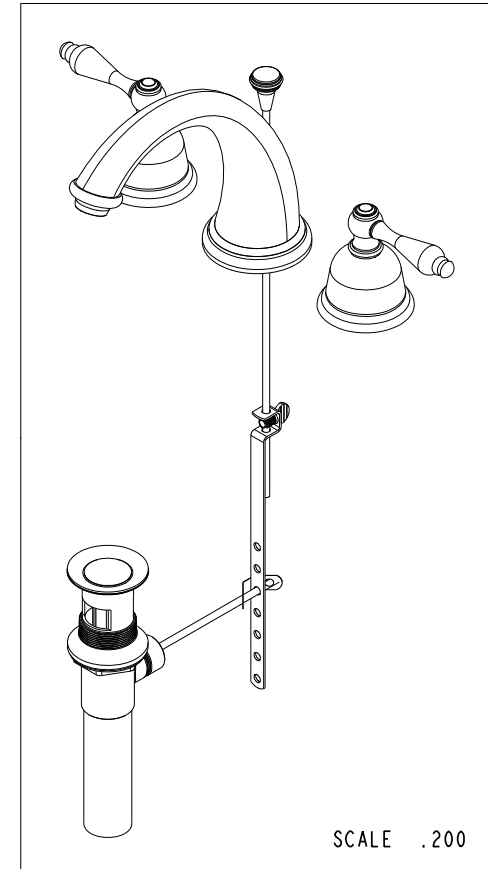
NOTES:

1 APPLY LOCTITE 680 OR EQUIVALENT



BILL OF MATERIAL (CURRENT LEVEL)

ITEM	PT/ASSY	DESCRIPTION	TYPE	QTY.
1	3-348	W/S SPOUT ASM	ASSEMBLY	1
2	10288	3/16" POP UP ROD	PART	1
3	10021	POP-UP KNOB	PART	1
4	325	POP UP ASSEMBLY	ASSEMBLY	1
5	3-156	TRIM KIT - STOP VALVE	ASSEMBLY	2
6	1-525	W/S VALVE INSTALLATION	ASSEMBLY	1



COPYRIGHT 2005 BRASSTECH, INC. THESE DRAWINGS AND THE DESIGNS DEPICTED HEREIN ARE THE PROPRIETARY PROPERTY OF BRASSTECH. ANY USE OR REPRODUCTION IS SUBJECT TO THE EXPRESS APPROVAL OF BRASSTECH. UNAUTHORIZED USE IS STRICTLY PROHIBITED. ALL RIGHTS RESERVED.

**BRASSTECH**  
INCORPORATED  
2001 CARNEGIE AVE.  
SANTA ANA, CA 92705  
(949) 417-5207

WIDESPREAD FAUCET

ASSY. NO.  
**800C**

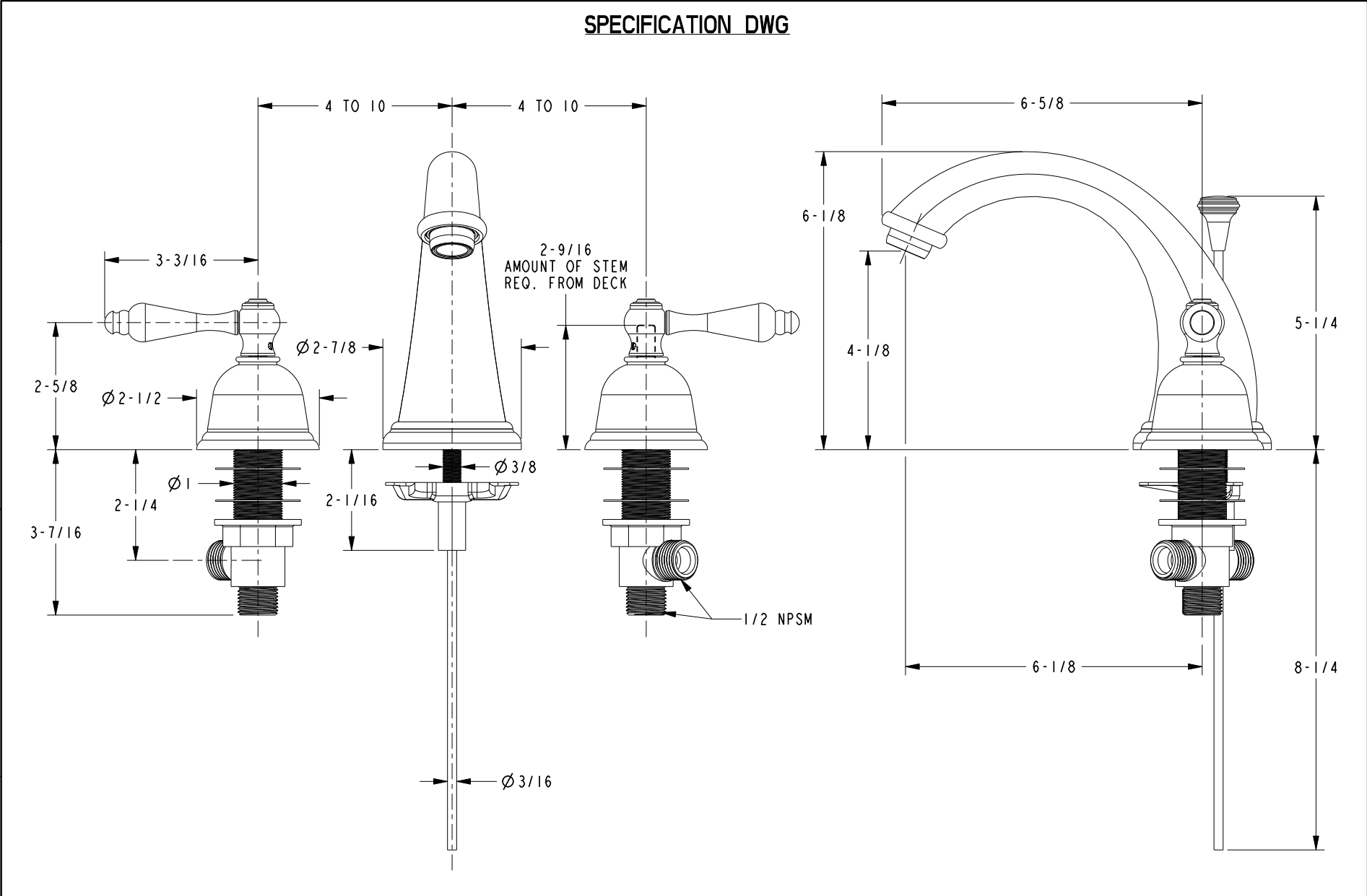
SCALE .200

REF. -

SHEET 1 OF 2

B	EN-2553	07/01/13
A	EO-1018	06/10/08
-	RELEASED	-
REV	REV DESC	DATE

4	3	2	1
---	---	---	---



COPYRIGHT 2005 BRASSTECH, INC. THESE DRAWINGS AND THE DESIGNS DEPICTED HEREIN ARE THE PROPRIETARY PROPERTY OF BRASSTECH. ANY USE OR REPRODUCTION IS SUBJECT TO THE EXPRESS APPROVAL OF BRASSTECH. UNAUTHORIZED USE IS STRICTLY PROHIBITED. ALL RIGHTS RESERVED.

<b>BRASSTECH</b>		2001 CARNEGIE AVE. SARASOTA, FL 34237 (941) 417-5207	
INCORPORATED			
DWG NO. 800C			REV B
SCALE .350	REF. -	SHEET 2	OF 2