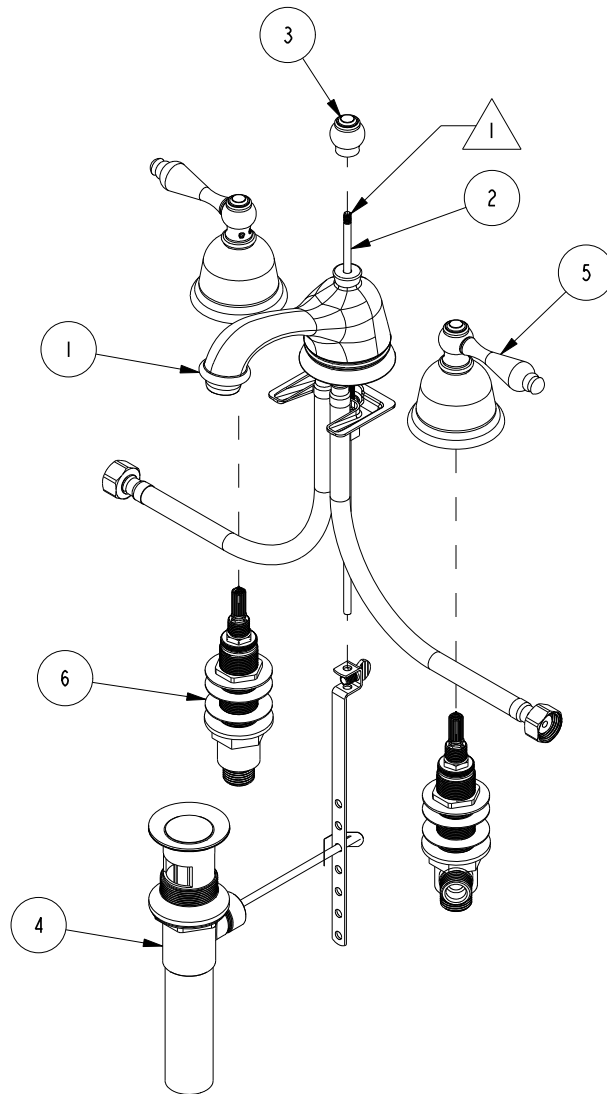


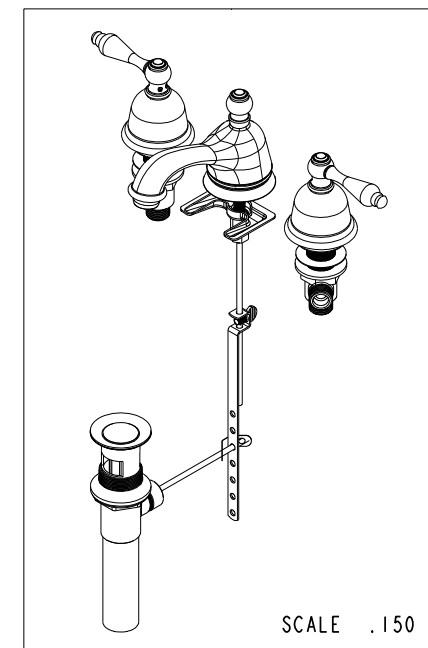
NOTES:

1 APPLY LOCTITE 680 OR EQUIVALENT



BILL OF MATERIAL (CURRENT LEVEL)

ITEM	PT/ASSY	DESCRIPTION	TYPE	QTY.
1	3-354	WIDESPREAD SPOUT ASSEMBLY	ASSEMBLY	1
2	10288	3/16" POP UP ROD	PART	1
3	10010	POP-UP KNOB	PART	1
4	325	POP UP ASSEMBLY	ASSEMBLY	1
5	3-156	TRIM KIT - STOP VALVE	ASSEMBLY	2
6	1-525	W/S VALVE INSTALLATION	ASSEMBLY	1



COPYRIGHT 2005 BRASSTECH, INC. THESE DRAWINGS AND THE DESIGNS DEPICTED HEREIN ARE THE PROPRIETARY PROPERTY OF BRASSTECH. ANY USE OR REPRODUCTION IS SUBJECT TO THE EXPRESS APPROVAL OF BRASSTECH. UNAUTHORIZED USE IS STRICTLY PROHIBITED. ALL RIGHTS RESERVED.

BRASSTECH
INCORPORATED
2001 E. CARNEGIE AVE.
SANTA ANA, CA 92705
(949) 417-5207

WIDESPREAD FAUCET

ASSY. NO.

800

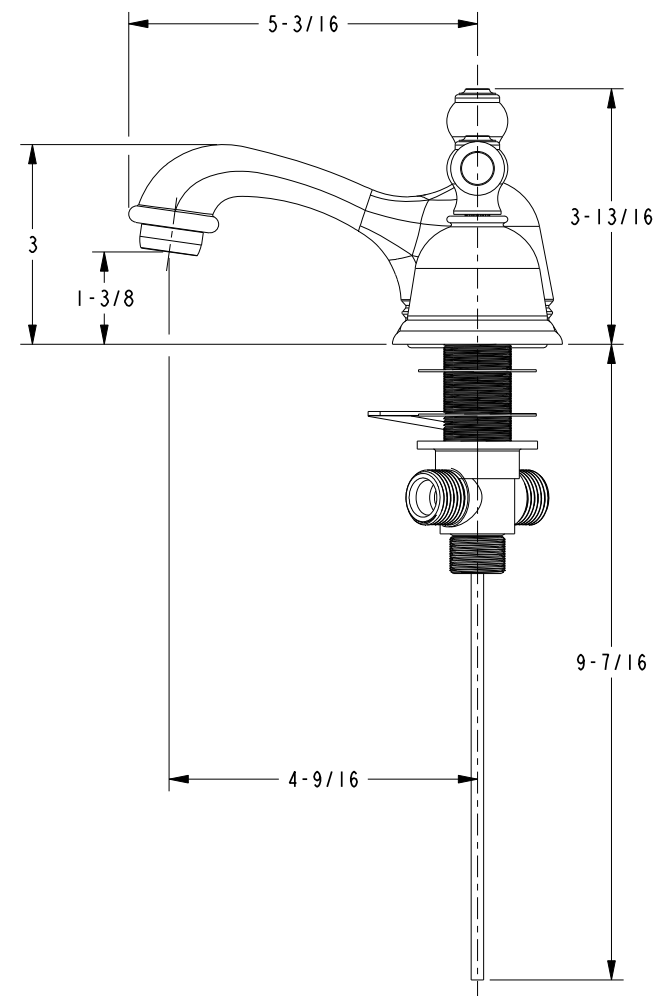
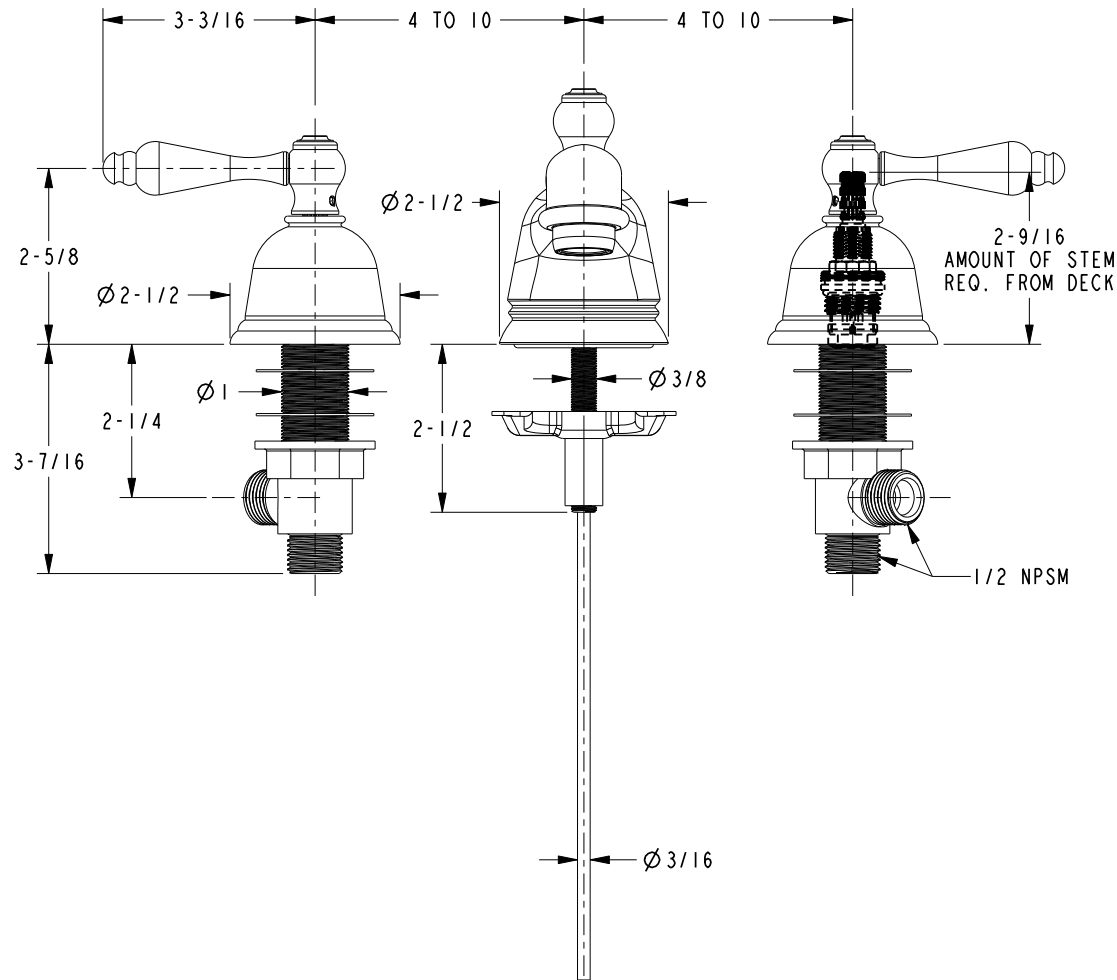
SCALE .200

REF. -

SHEET 1 OF 2

C	EN-2553	07/01/13
B	EN-1616	09/13/10
A	EO-1019	06/10/08
-	RELEASED	PRE '95
REV	REV DESC	DATE

SPECIFICATION DWG



DIMENSIONS ARE IN INCHES AND AN APPROXIMATION OF A TYPICAL INSTALLATION

COPYRIGHT 2005 BRASSTECH, INC. THESE DRAWINGS AND THE DESIGNS DEPICTED HEREIN ARE THE PROPRIETARY PROPERTY OF BRASSTECH. ANY USE OR REPRODUCTION IS SUBJECT TO THE EXPRESS APPROVAL OF BRASSTECH. UNAUTHORIZED USE IS STRICTLY PROHIBITED. ALL RIGHTS RESERVED.

BRASSTECH		2001 CARNEGIE AVE. SANTA ANA, CA 92705 (949) 417-5207	
DWG NO.	800	REV	C
SCALE	.350	REF.	-
SHEET	2	OF	2