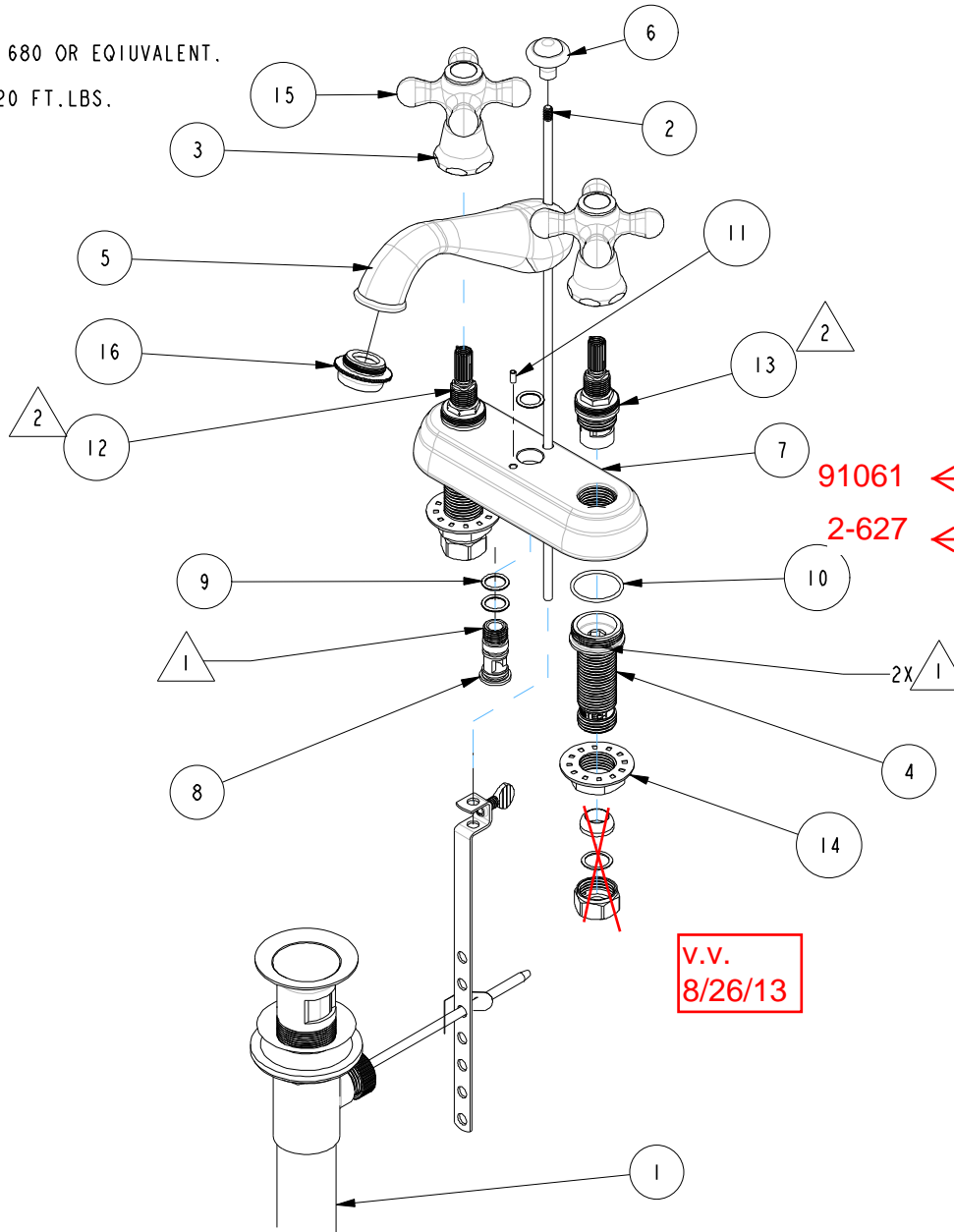


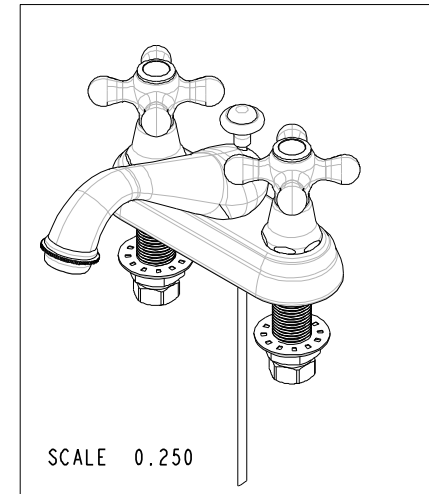
NOTES:

- 1. APPLY LOCTITE 680 OR EQUIVALENT.
- 2. TORQUE TO 15-20 FT.LBS.



BILL OF MATERIAL (CURRENT LEVEL)

ITEM	PT/ASSY	DESCRIPTION	TYPE	QTY.
1	325	POP UP ASSEMBLY	ASSEMBLY	1
2	10288	3/16" POP UP ROD	PART	1
3	10331	BONNET FOR 933, 934	PART	2
4	10524	SUPPLY NIPPLE	PART	2
5	10537	C/S SPOUT	PART	1
6	10539	POP-UP KNOB	PART	1
7	11153	BODY, CENTER SET FAUCET	PART	1
8	11335	CONNECTING NIPPLE C/S	PART	1
9	91018	O-RING (#2-013)	PART	3
10	91024	O-RING #2-022	PART	2
11	92019	ROLL PIN - DIA 1/8 X 1/4	PART	1
12	1-001	W/S CARTRIDGE - COLD	PART	1
13	1-002	W/S CARTRIDGE - HOT	PART	1
14	1-031	MOUNTING HARDWARE C/S BAR	ASSEMBLY	1
15	2-222	CROSS HANDLE - PLUMBTRIM	ASSEMBLY	2
16	2-628	AERATOR, 1.5 GPM	ASSEMBLY	1



COPYRIGHT 2005 BRASSTECH, INC. THESE DRAWINGS AND THE DESIGNS DEPICTED HEREIN ARE THE PROPRIETARY PROPERTY OF BRASSTECH. ANY USE OR REPRODUCTION IS SUBJECT TO THE EXPRESS APPROVAL OF BRASSTECH. UNAUTHORIZED USE IS STRICTLY PROHIBITED. ALL RIGHTS RESERVED.

BRASSTECH
INCORPORATED
2001 E. CARNEGIE AVE.
SANTA ANA, CA 92705
(949) 417-5207

CENTERSET FAUCET

ASSY. NO. **7001X**

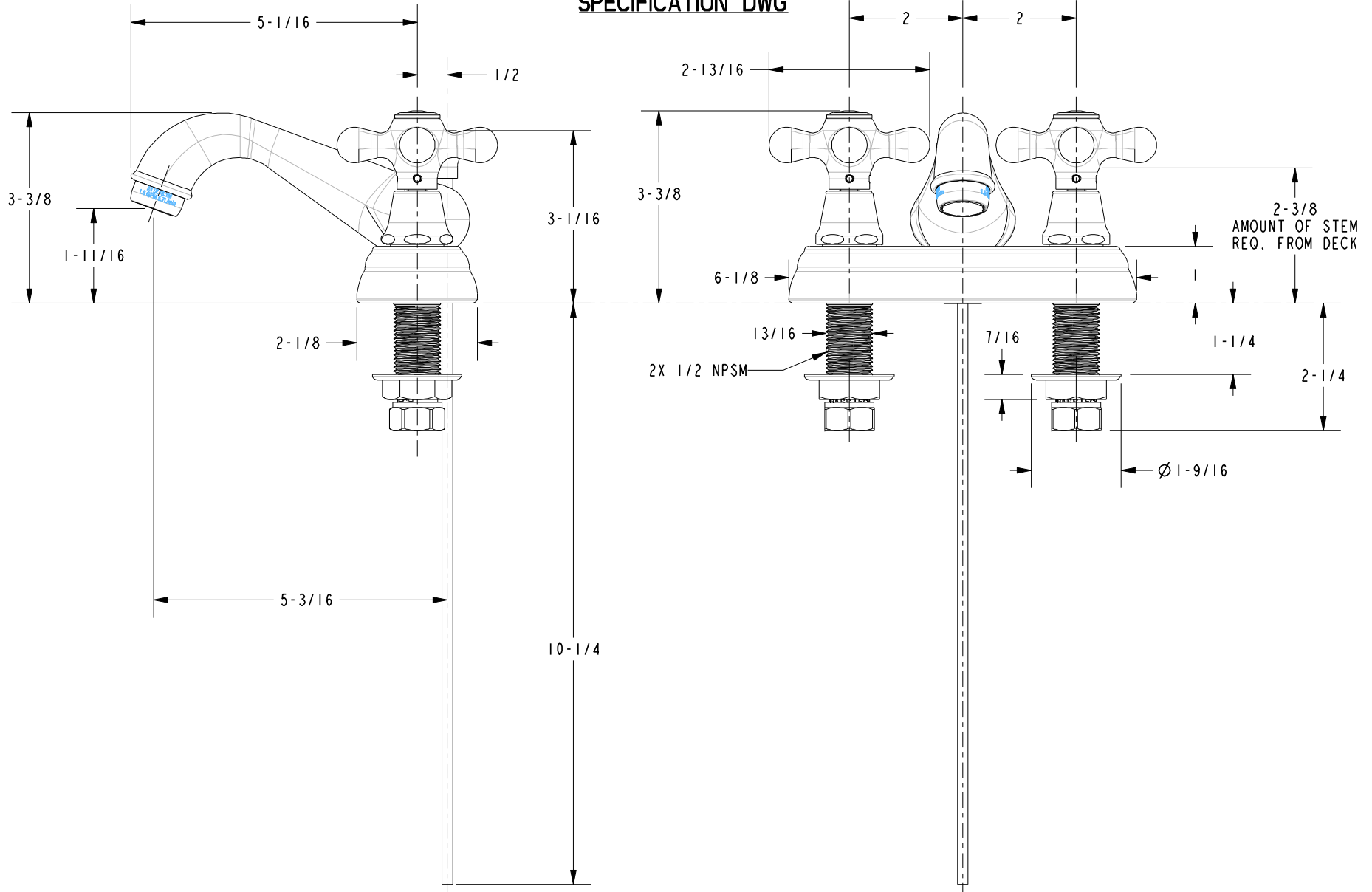
SCALE 0.250

REF. -

SHEET 1 OF 2

B	EN-1358	12/08/09
A	EO-0725	1/03/06
-	RELEASED	02/01/97
REV	REV DESC	DATE

SPECIFICATION DWG



DIMENSIONS ARE IN INCHES AND AN APPROXIMATION OF A TYPICAL INSTALLATION

COPYRIGHT 2005 BRASSTECH, INC. THESE DRAWINGS AND THE DESIGNS DEPICTED HEREIN ARE THE PROPRIETARY PROPERTY OF BRASSTECH. ANY USE OR REPRODUCTION IS SUBJECT TO THE EXPRESS APPROVAL OF BRASSTECH. UNAUTHORIZED USE IS STRICTLY PROHIBITED. ALL RIGHTS RESERVED.

BRASSTECH		2001 E. CARNEGIE AVE.	
INCORPORATED		SANTA ANA, CA 92705	
		(949) 417-5207	
DWG NO.	7001X	REV	B
SCALE	1.000	REF.	-
		SHEET 2 OF 2	