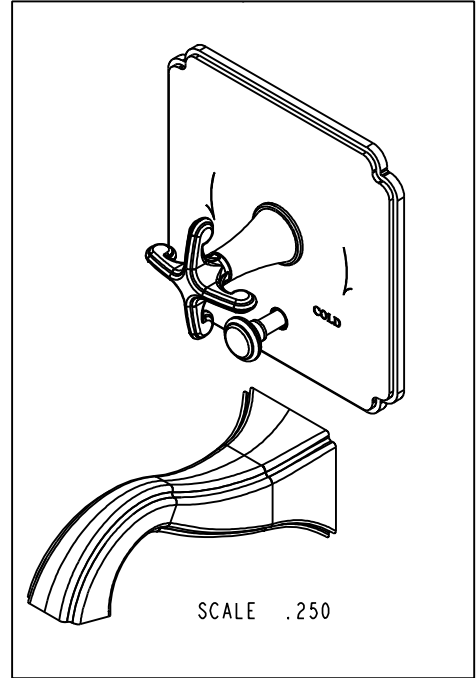
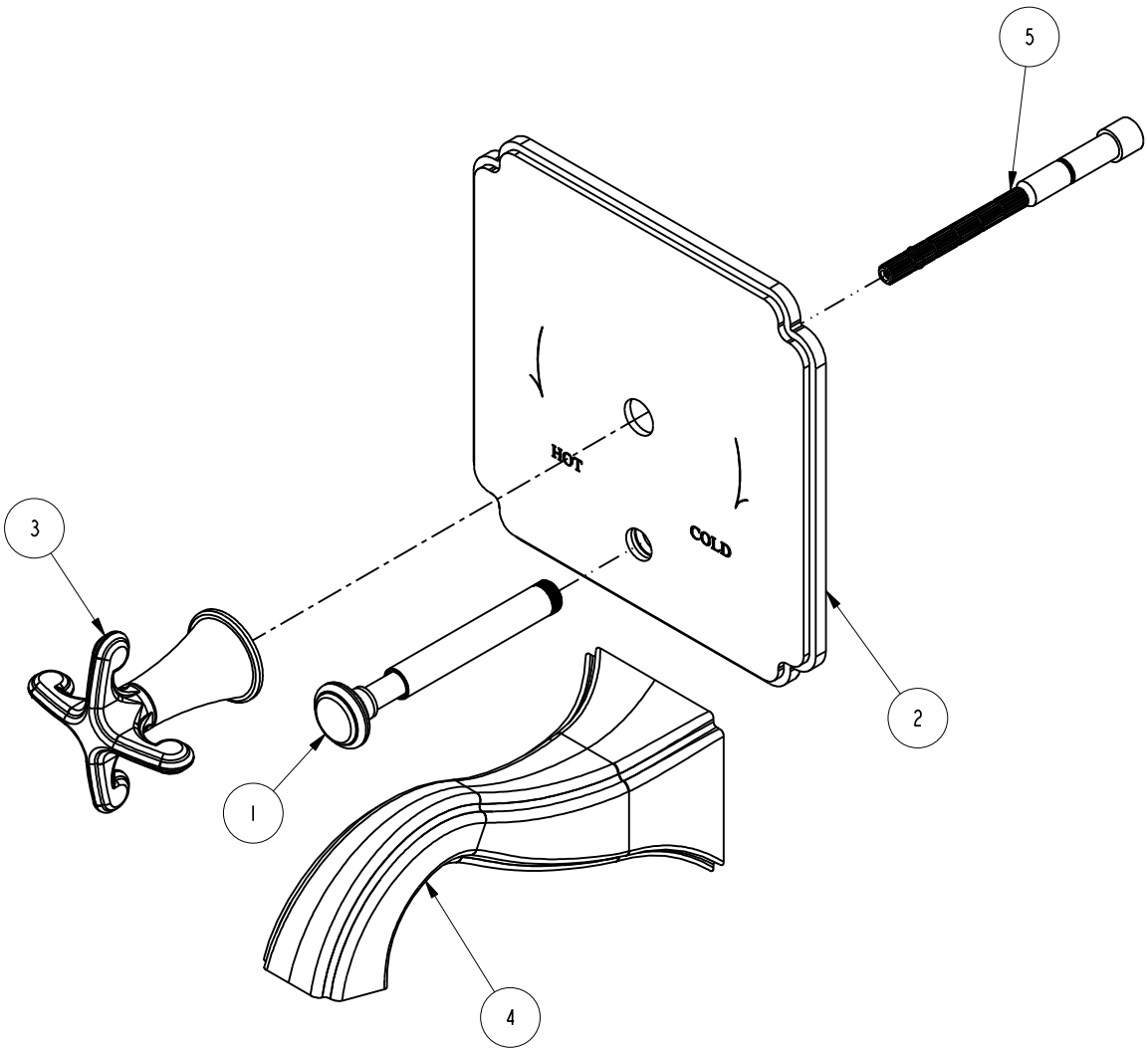


BILL OF MATERIAL (CURRENT LEVEL)				
ITEM	PT/ASSY	DESCRIPTION	TYPE	QTY.
1	8-007	DIVERTER TRIM ASM	ASSEMBLY	1
2	8-006	SHOWER PLATE ASM	ASSEMBLY	1
3	2-757	CROSS HANDLE/ESCUTCHEON ASM	ASSEMBLY	1
4	8-009	TUB WALL SPOUT ASM	ASSEMBLY	1
5	1-255	TOOTH STEM & RING KIT FOR BP VALVE	ASSEMBLY	1

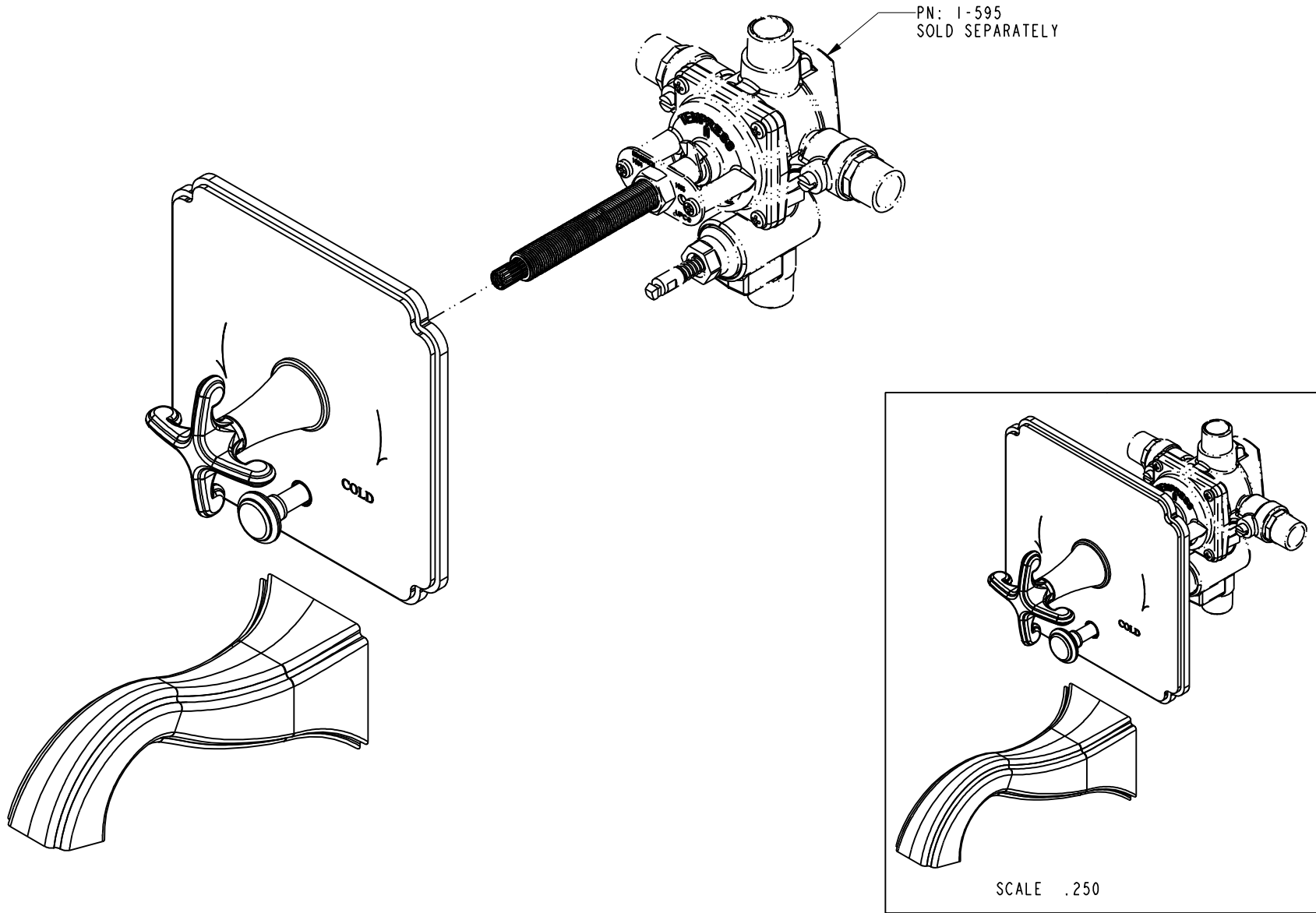


COPYRIGHT 2005 BRASSTECH, INC. THESE DRAWINGS AND THE DESIGNS DEPICTED HEREIN ARE THE PROPRIETARY PROPERTY OF BRASSTECH. ANY USE OR REPRODUCTION IS SUBJECT TO THE EXPRESS APPROVAL OF BRASSTECH. UNAUTHORIZED USE IS STRICTLY PROHIBITED. ALL RIGHTS RESERVED.

<b>BRASSTECH</b> INCORPORATED 2001 E. CARNEGIE AVE. SANTA ANA, CA 92705 (949) 417-5207	BALANCED PRESSURE TUB & SHOWER TRIM PLATE WITH CROSS HANDLE		ASSY. NO. 4-2522BP		-	-		
			SCALE .375	REF. -	SHEET 1 OF 3	REV	REV DESC	DATE
			-	-	EN-1735	06/10/11		

SPECIFICATION DWG

PN: 1-595  
SOLD SEPARATELY



DIMENSIONS ARE IN INCHES AND AN APPROXIMATION OF A TYPICAL INSTALLATION

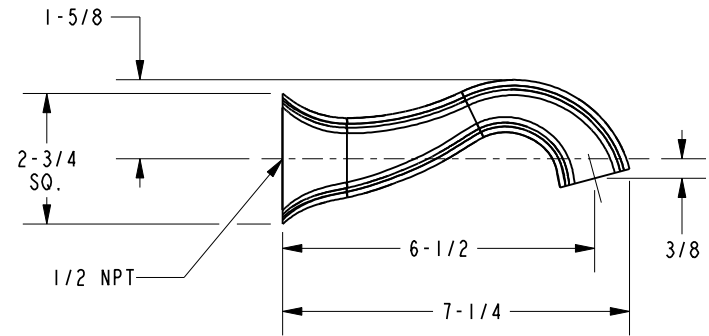
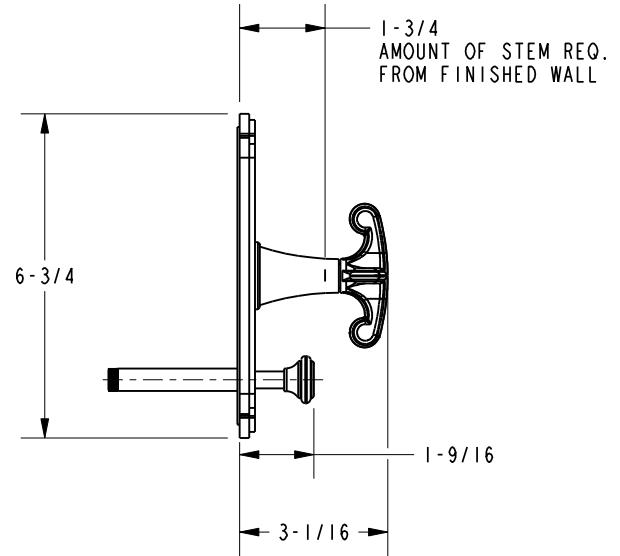
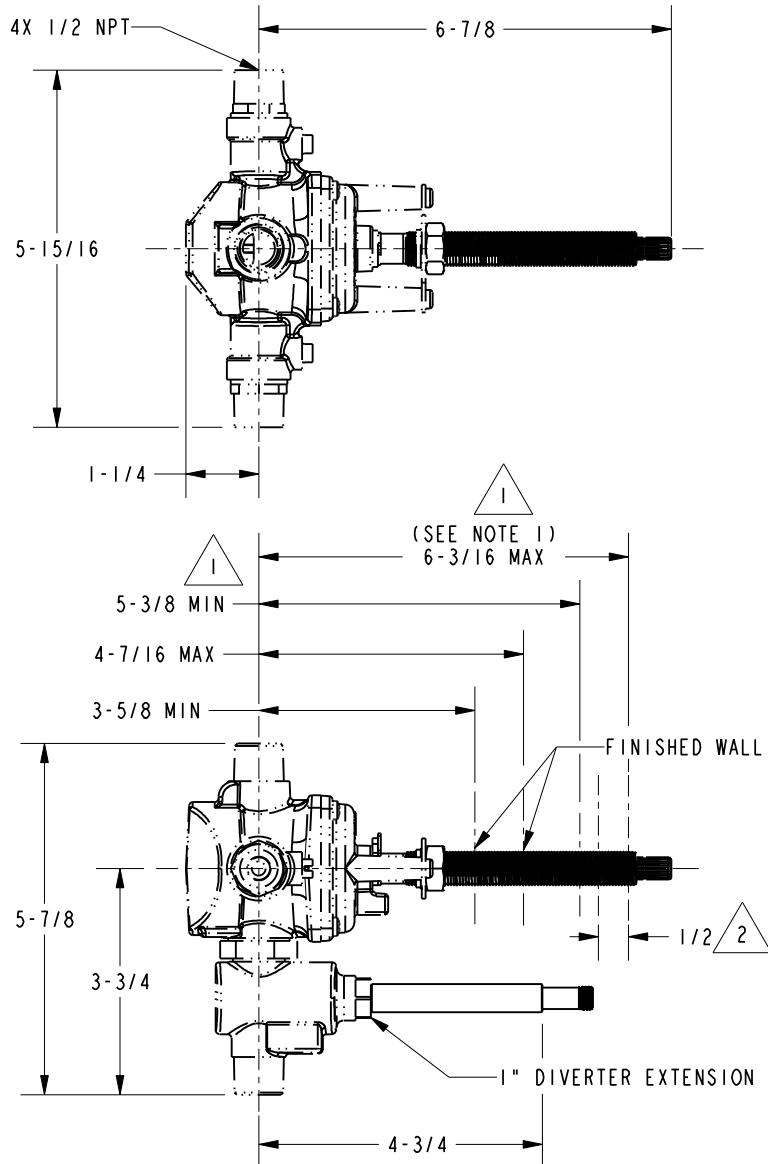
COPYRIGHT 2005 BRASSTECH, INC. THESE DRAWINGS AND THE DESIGNS DEPICTED HEREIN ARE THE PROPRIETARY PROPERTY OF BRASSTECH. ANY USE OR REPRODUCTION IS SUBJECT TO THE EXPRESS APPROVAL OF BRASSTECH. UNAUTHORIZED USE IS STRICTLY PROHIBITED. ALL RIGHTS RESERVED.

<b>BRASSTECH</b>		2001 E. CARNEGIE AVE.	
INCORPORATED		SANTA ANA, CA 92705	
		(949) 417-5207	
DWG NO.	4-2522BP	REV	-
SCALE	.375	REF.	-
		SHEET	2 OF 3

**SPECIFICATION DWG**

**NOTES:**

- 1. CUT STEM TO DIMENSION SHOWN.
- 2. CUT ALL-THREAD 1/2" SHORTER THAN STEM.



DIMENSIONS ARE IN INCHES AND AN APPROXIMATION OF A TYPICAL INSTALLATION

COPYRIGHT 2005 BRASSTECH, INC. THESE DRAWINGS AND THE DESIGNS DEPICTED HEREIN ARE THE PROPRIETARY PROPERTY OF BRASSTECH. ANY USE OR REPRODUCTION IS SUBJECT TO THE EXPRESS APPROVAL OF BRASSTECH. UNAUTHORIZED USE IS STRICTLY PROHIBITED. ALL RIGHTS RESERVED.

<b>BRASSTECH</b>		2001 E. CARNEGIE AVE. SANTA ANA, CA 92705 (949) 417-5207	
DWG NO.	4-2522BP		REV -
SCALE .312	REF. -	SHEET 3 OF 3	