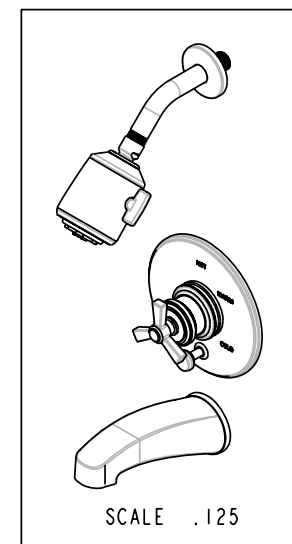


BILL OF MATERIAL (CURRENT LEVEL)

ITEM	PT/ASSY	DESCRIPTION	TYPE	QTY.
1	2-438	COVERPLATE BP W/DIV ASM	ASSEMBLY	1
2	3-279	CROSS HANDLE/ESCUTCHEON ASM	ASSEMBLY	1
3	2-217	DIVERTER TRIM KIT	ASSEMBLY	1
4	2-564	TUB SPOUT	ASSEMBLY	1
5	206	SHOWER ARM FLANGE	PART	1
6	200	SHOWER ARM 6" BRASS	PART	1
7	213	SHOWERHEAD ONLY	ASSEMBLY	1



COPYRIGHT 2005 BRASSTECH, INC. THESE DRAWINGS AND THE DESIGNS DEPICTED HEREIN ARE THE PROPRIETARY PROPERTY OF BRASSTECH. ANY USE OR REPRODUCTION IS SUBJECT TO THE EXPRESS APPROVAL OF BRASSTECH. UNAUTHORIZED USE IS STRICTLY PROHIBITED. ALL RIGHTS RESERVED.

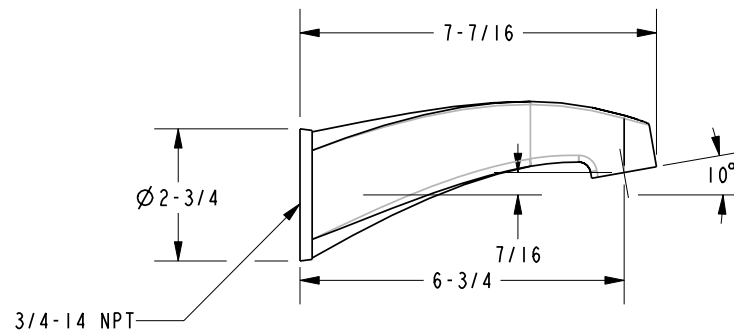
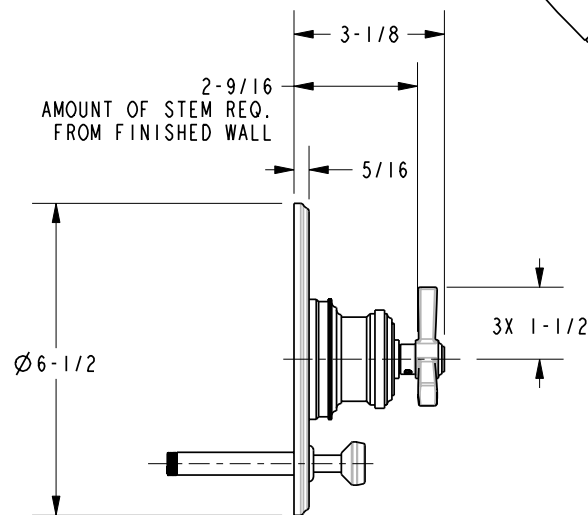
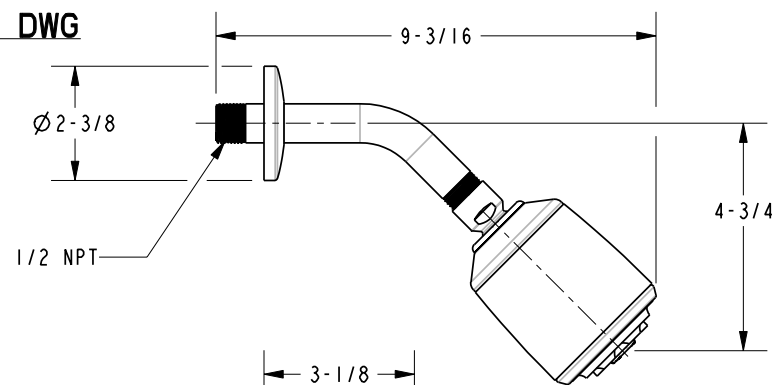
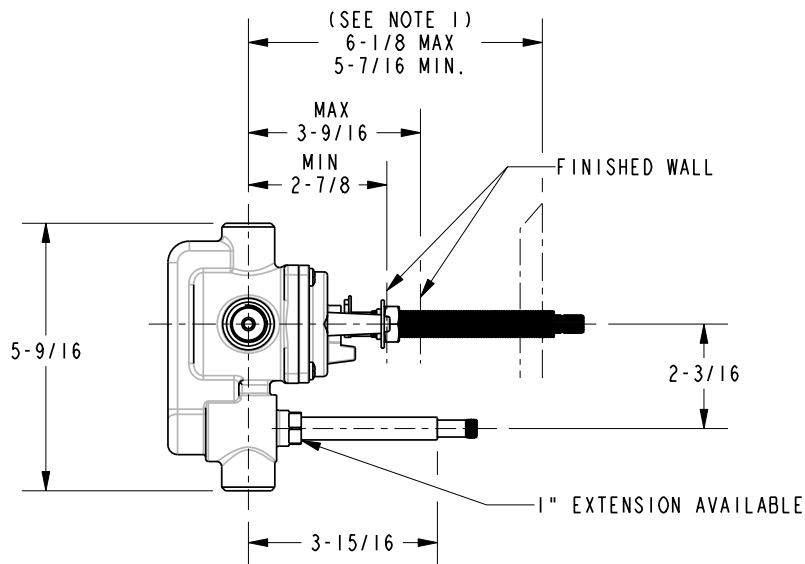
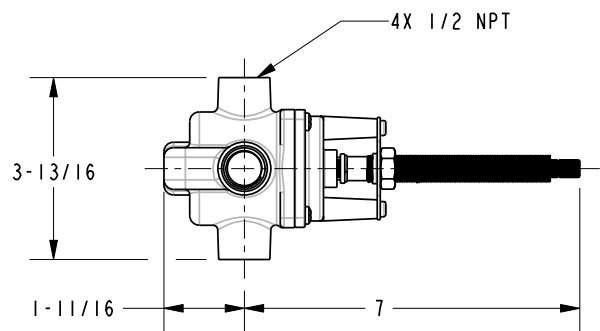
BRASSTECH
 INCORPORATED
 2001 E. CARNEGIE AVE.
 SANTA ANA, CA 92705
 (949) 417-5207

TRIM KIT (3-1602BP)

ASSY. NO. 1602BP		A	EO-0787	11/14/06
SCALE .250		-	EO-0255	01/27/04
REF. -	SHEET 2 OF 3	REV	REV DESC	DATE

NOTES:
1. CUT STEM TO DIMENSION SHOWN.
CUT ALL-THREAD 1/2" SHORTER THAN STEM.

SPECIFICATION DWG



DIMENSIONS ARE IN INCHES AND AN APPROXIMATION OF A TYPICAL INSTALLATION

COPYRIGHT 2005 BRASSTECH, INC. THESE DRAWINGS AND THE DESIGNS DEPICTED HEREIN ARE THE PROPRIETARY PROPERTY OF BRASSTECH. ANY USE OR REPRODUCTION IS SUBJECT TO THE EXPRESS APPROVAL OF BRASSTECH. UNAUTHORIZED USE IS STRICTLY PROHIBITED. ALL RIGHTS RESERVED.

BRASSTECH		2001 E. CARNEGIE AVE. SANTA ANA, CA 92705 (949) 417-5207	
DWG NO.	1602BP	REV	A
SCALE	.250	REF.	-
SHEET	3	OF	3