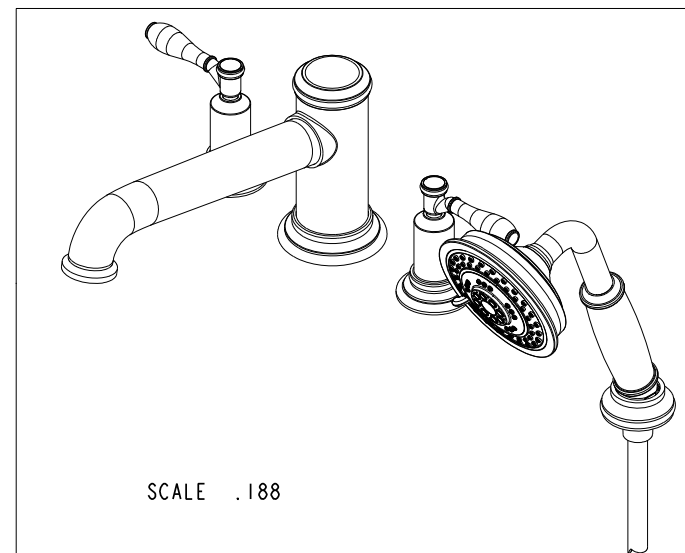


BILL OF MATERIAL (CURRENT LEVEL)

ITEM	PT/ASSY	DESCRIPTION	TYPE	QTY.
1	3-432	ROMAN TUB SPOUT	ASSEMBLY	1
2	281-1	HAND SHOWER - TRADITIONAL	ASSEMBLY	1
3	3-426	FLOW CONTROL HANDLE	ASSEMBLY	2
4	6-289-10	HAND SHOWER DECKFLANGE ASSEMBLY	ASSEMBLY	1
5	284	59 IN. SPIRAL SHOWER HOSE	ASSEMBLY	1



COPYRIGHT 2005 BRASSTECH, INC. THESE DRAWINGS AND THE DESIGNS DEPICTED HEREIN ARE THE PROPRIETARY PROPERTY OF BRASSTECH. ANY USE OR REPRODUCTION IS SUBJECT TO THE EXPRESS APPROVAL OF BRASSTECH. UNAUTHORIZED USE IS STRICTLY PROHIBITED. ALL RIGHTS RESERVED.

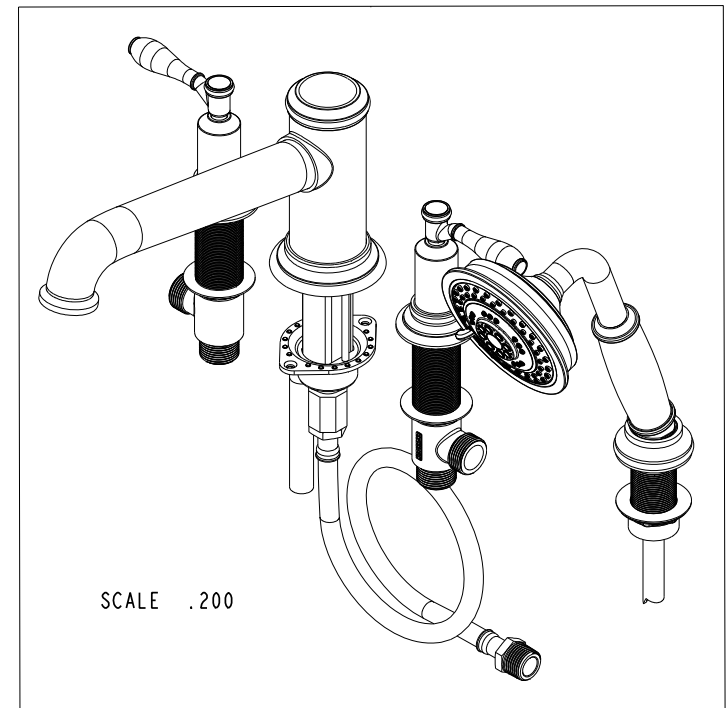
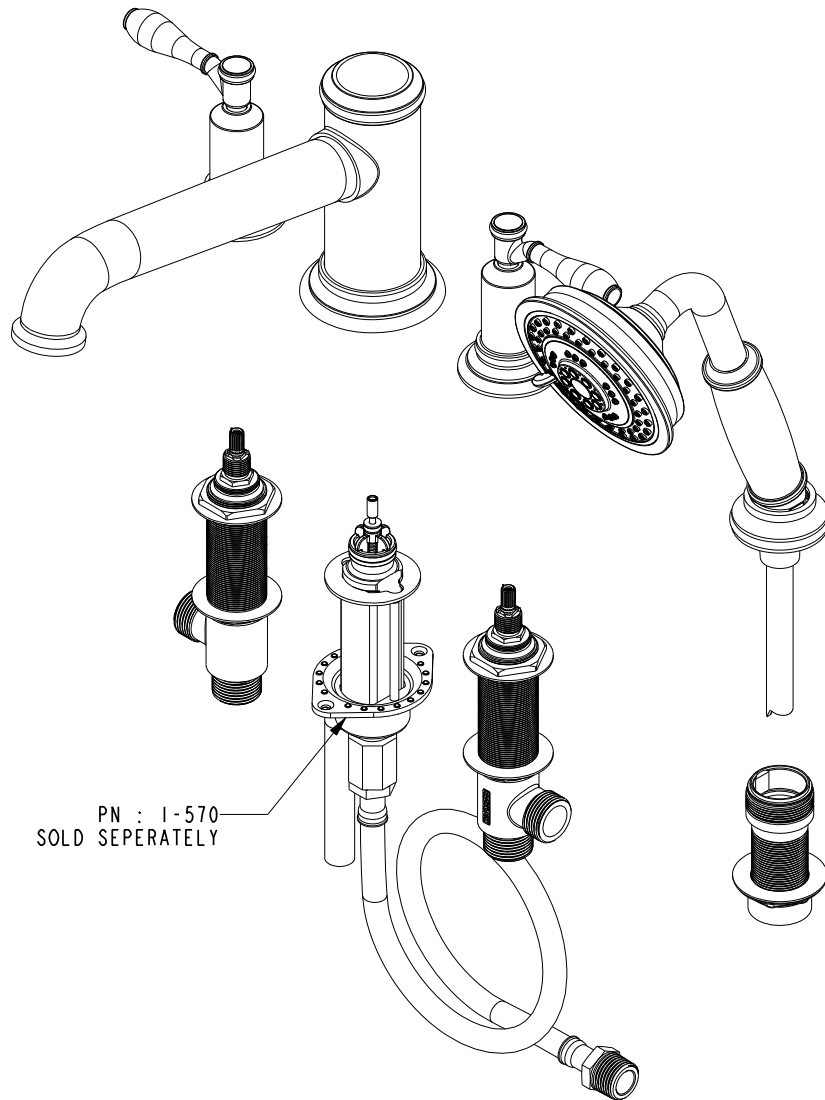
BRASSTECH
INCORPORATED

2001 E. CARNEGIE AVE.
SANTA ANA, CA 92705
(949) 417-5207

R/T FAUCET WITH HAND SHOWER

ASSY. NO. 3-2557		-	-	-
SCALE .313	REF. -	SHEET 1 OF 3	REV	REV DESC
				DATE

SPECIFICATION DWG

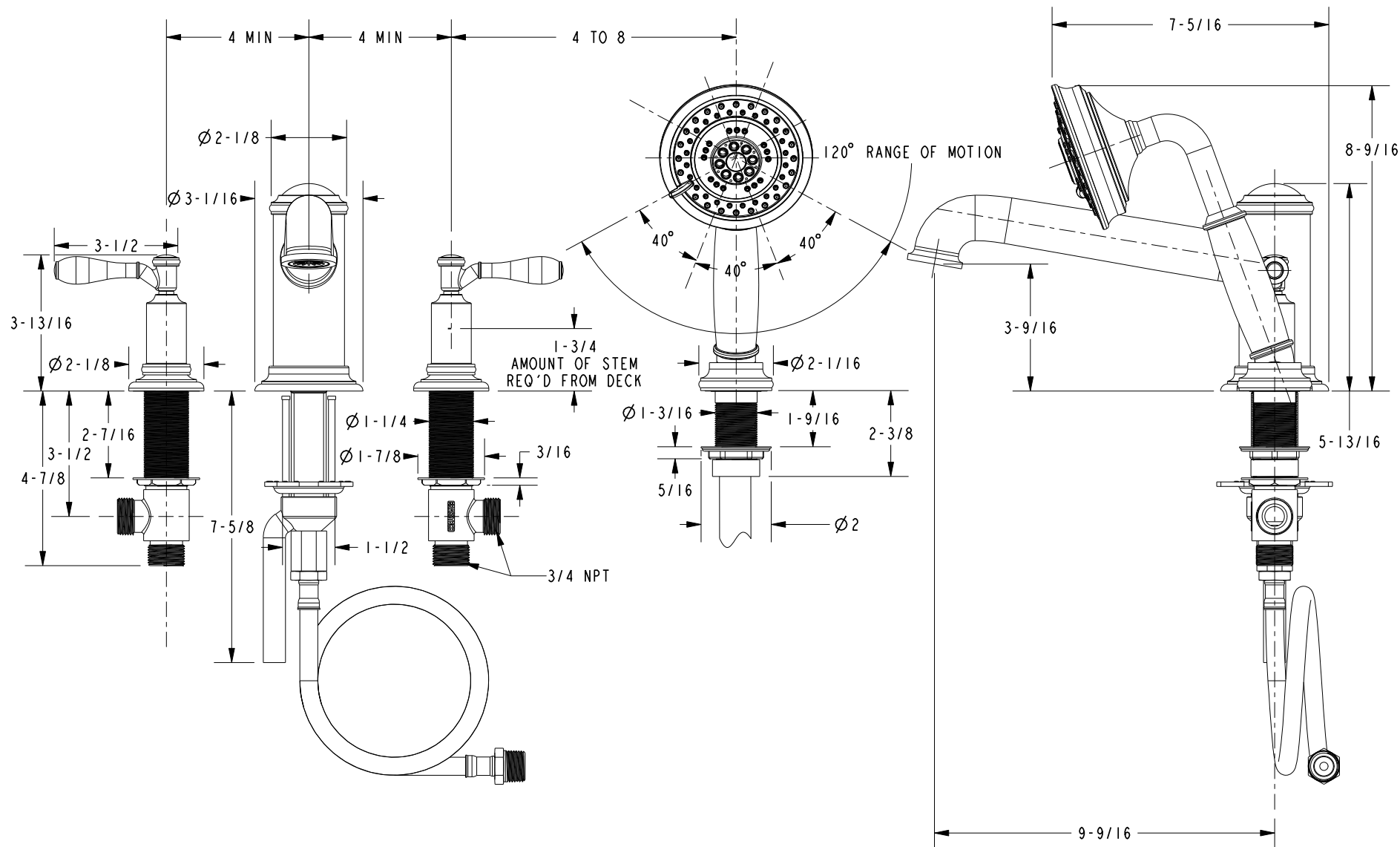


DIMENSIONS ARE IN INCHES AND AN APPROXIMATION OF A TYPICAL INSTALLATION

COPYRIGHT 2005 BRASSTECH, INC. THESE DRAWINGS AND THE DESIGNS DEPICTED HEREIN ARE THE PROPRIETARY PROPERTY OF BRASSTECH. ANY USE OR REPRODUCTION IS SUBJECT TO THE EXPRESS APPROVAL OF BRASSTECH. UNAUTHORIZED USE IS STRICTLY PROHIBITED. ALL RIGHTS RESERVED.

BRASSTECH INCORPORATED		2001 E. CARNEGIE AVE. SANTA ANA, CA 92705 (949) 417-5207
DWG NO.	3-2557	REV -
SCALE .250	REF. -	SHEET 2 OF 3

SPECIFICATION DWG



DIMENSIONS ARE IN INCHES AND AN APPROXIMATION OF A TYPICAL INSTALLATION

COPYRIGHT 2005 BRASSTECH, INC. THESE DRAWINGS AND THE DESIGNS DEPICTED HEREIN ARE THE PROPRIETARY PROPERTY OF BRASSTECH. ANY USE OR REPRODUCTION IS SUBJECT TO THE EXPRESS APPROVAL OF BRASSTECH. UNAUTHORIZED USE IS STRICTLY PROHIBITED. ALL RIGHTS RESERVED.

BRASSTECH INCORPORATED		2001 E. CARNEGIE AVE. SOUTH ANA, CA 92705 (949) 417-5207	
DWG NO. 3-2557		REV -	
SCALE .250	REF. -	SHEET 3 OF 3	