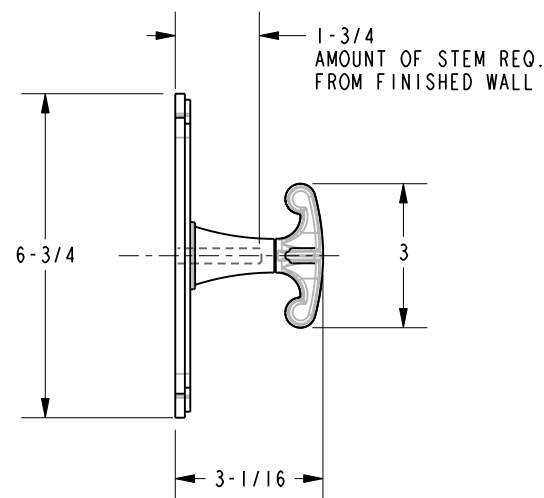
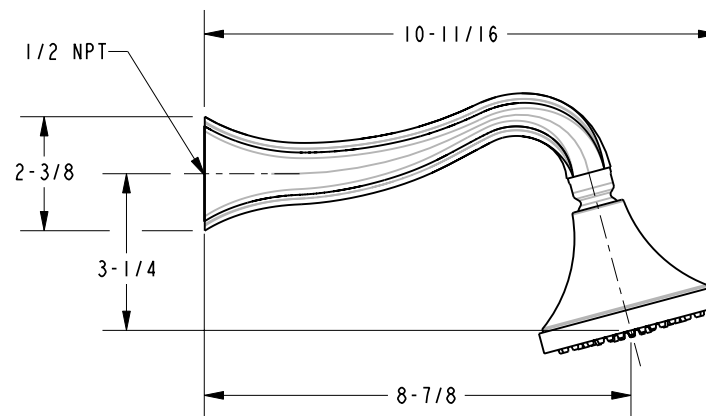
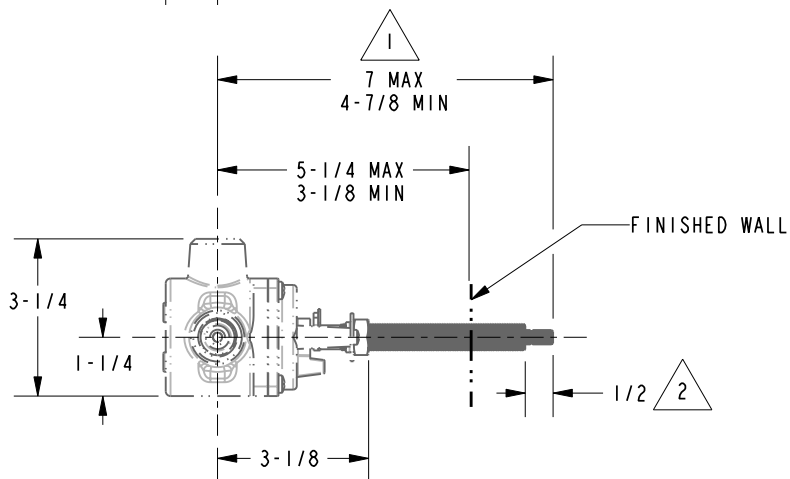
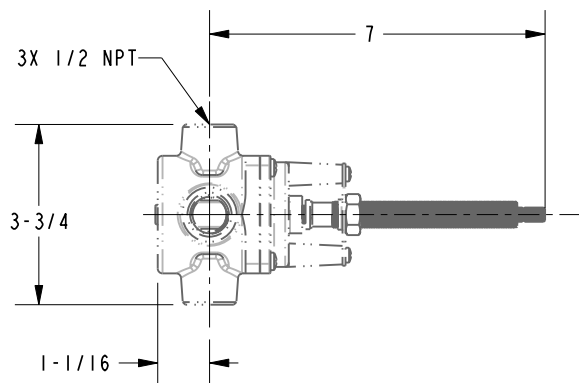


SPECIFICATION DWG

NOTES:

1. CUT STEM TO DIMENSION SHOWN.
2. CUT ALL-THREAD 1/2" SHORTER THAN STEM.
3. VALVE, PN 1-562, SOLD SEPERATELY.



DIMENSIONS ARE IN INCHES AND AN APPROXIMATION OF A TYPICAL INSTALLATION

COPYRIGHT 2005 GINGER. THESE DRAWINGS AND THE DESIGNS DEPICTED HEREIN ARE THE PROPRIETARY PROPERTY OF GINGER. ANY USE OR REPRODUCTION IS SUBJECT TO THE EXPRESS APPROVAL OF GINGER. UNAUTHORIZED USE IS STRICTLY PROHIBITED. ALL RIGHTS RESERVED.

GINGER

460-N GREENWAY INDUSTRIAL DRIVE
FORT MILL, SC 29708
(803) 547-5786

DWG NO.

G27-004

REV

A

SCALE .250

REF. -

SHEET 2 OF 2