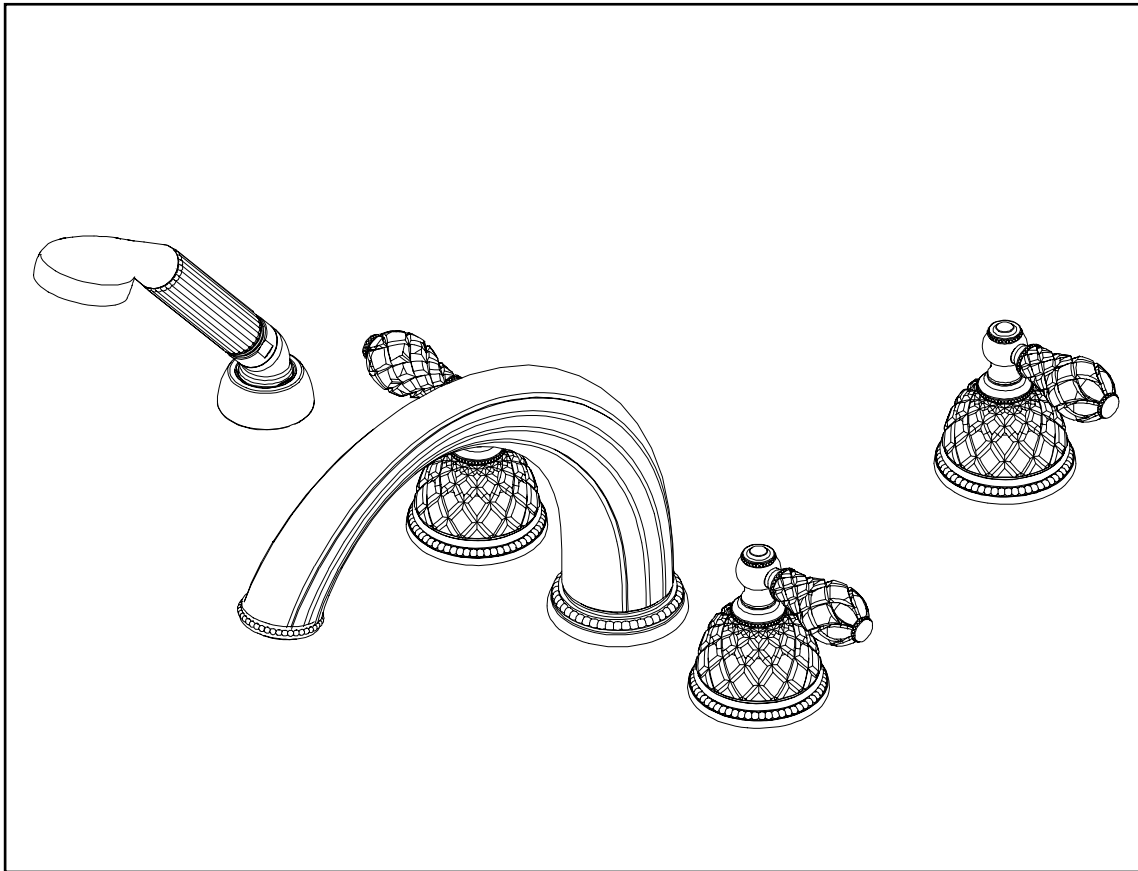


**ROMAN TUB 3 VALVE AND TRIM
INSTALLATION INSTRUCTIONS**

Valve Body No. I-507

Trim Kit for Model No's: 1077, 1087, 1107, 1097, 1067, 1057, 1027, 967, 957, 907,
897, 887, 877, 1607, 1627, 1647, 1667, 1747



**Congratulations on the purchase
of this Newport Brass product,
an excellent choice, that will give you
years of quality service and enhance
the look and style of your home.**

Rough in valve Installation

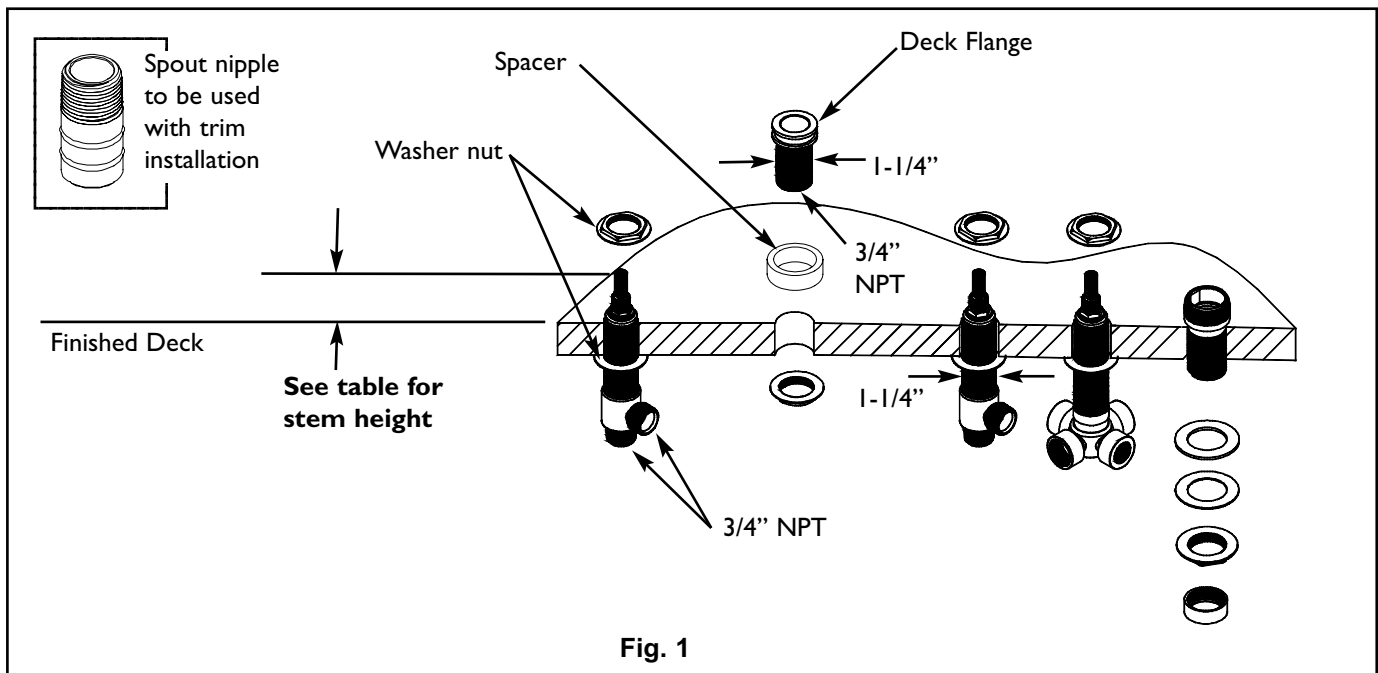
Recommended Installation by a Professional Plumbing Contractor

Note: Use Teflon tape or equivalent to seal all threaded joints.

Warning: To prevent severe damage to valve body, any solder/braze process must be performed a min. of 4" from ports.

1. Install the quick connect spout shank through center hole of mounting surface. Secure with washer nut. See Fig. 1

2. Place washer nut on valve body. Insert body, (blue cold & red hot), through hole from below mounting surface. See Fig. 1. Adjust and secure with additional washer nut so that the top of valve stem is at the correct height from mounting surface. See Table 1.



3. Attach hot/cold valves to spout, utilizing 3/4" copper pipe. See Fig. 2

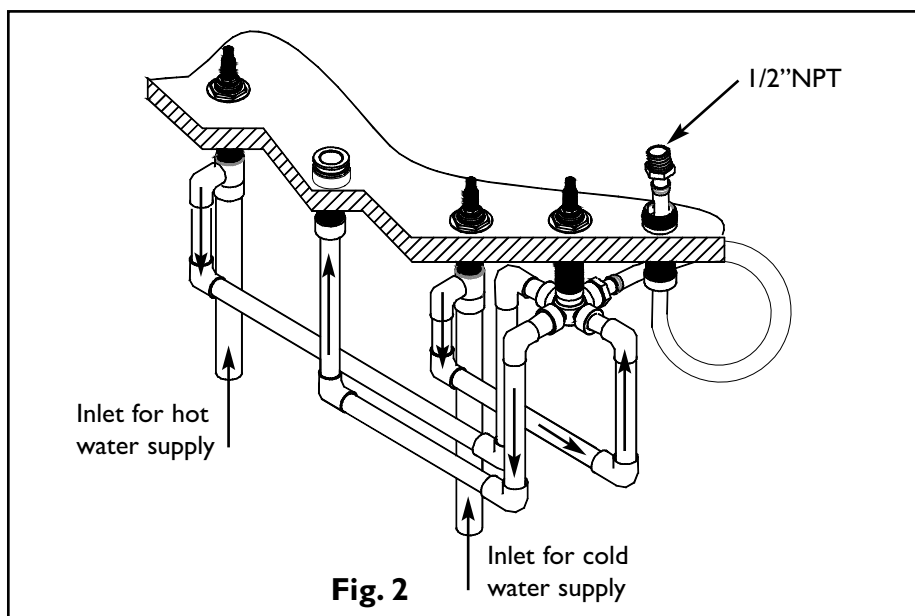


Table I

SERIES	877	887	897	907	957	967	1027	1057(F)	1067(F)	1077	1087	1097	1107	1607	1627	1647	1667	1747
STEM LENGTH	2-3/8"	2-7/16"	2-1/4"	2-1/4"	2-3/8"	2-1/4"	2-7/16"	2-5/8"	2-1/2"	2-5/8"	2-5/8"	2-1/2"	1-7/8"	2 1/4"	2 1/4"	2 1/16"	2 1/16"	2 3/16"

Trim Installation

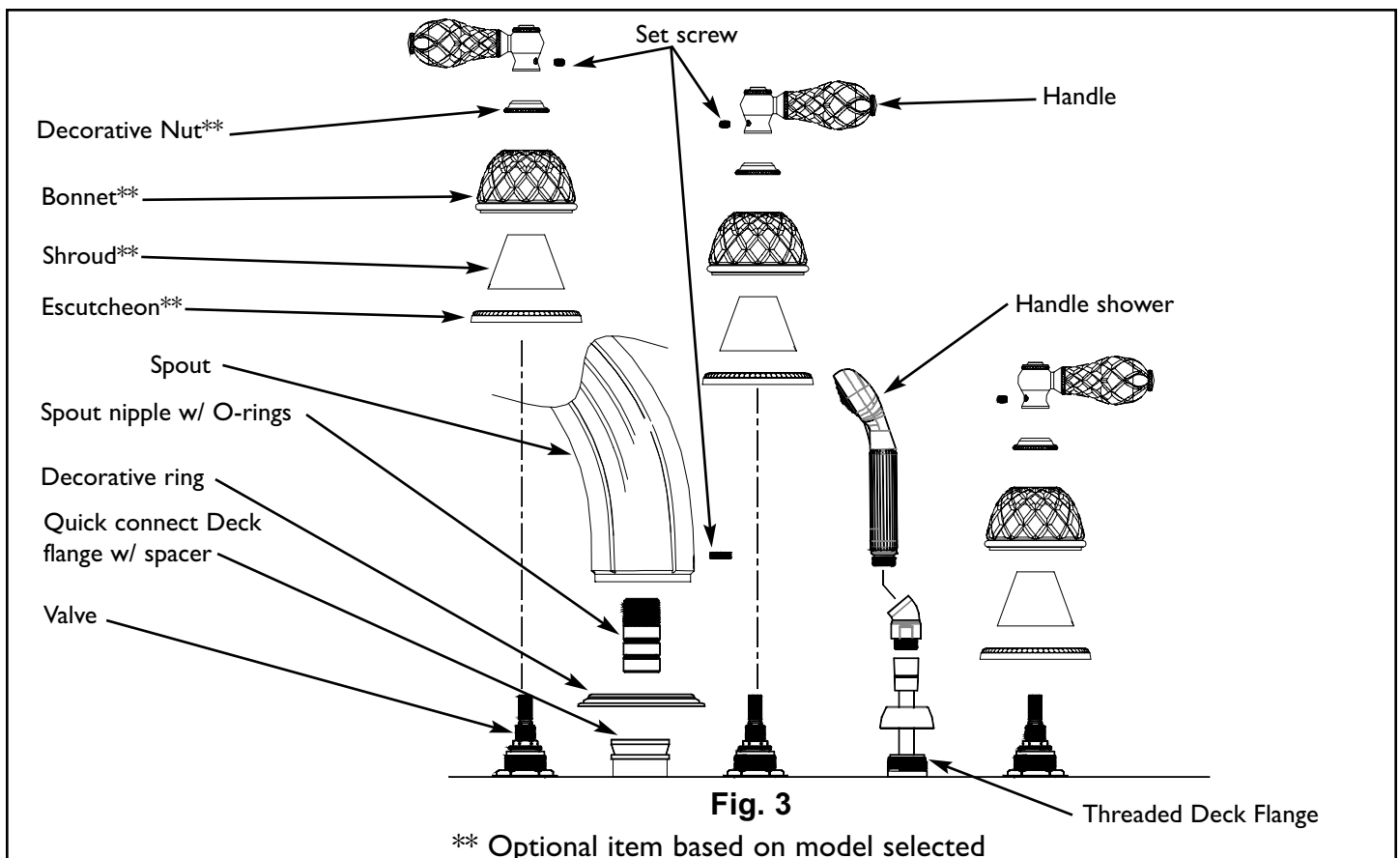
Note: To achieve desired handle rotational alignment, the cartridge MUST be tightened in a clockwise rotation only.

(Cartridge Bonnet factory torque is 14-16 ft-lbs.)

1. Attach handle and diverter trim to valves. Any adjustments for rotational alignment must be made to the valve body - not to the cartridge. (Note: Allow minimum spacing between handles and escutcheon/bonnet to prevent damage to the surface finish.) Secure handles into place with setscrew.

2. Apply Teflon tape to spout nipple and install into base of spout. Slide spout nipple into quick connect deck flange (re-grease if necessary). Make sure spout is flush with deck and secure into place with setscrew. See Fig. 3

3. Turn on water supply, check for leaks and make any final adjustments required.



Newport Brass Product Care

Newport Brass faucets and bath fittings are made of solid brass and are of the finest quality. To maintain the finish on these items, please:

- Do not use any abrasive cleaners, detergents, brass or silver polish which will scratch the surface.
- Clean with a soft damp cloth.

Applying a coating of a non-abrasive liquid wax to the clean surface of the product will keep it looking beautiful. Brass ProTech, a product of Brasstech, Inc., can be used on all types of decorative painted and plated finishes.

Simply apply Brass ProTech with a soft cloth and let it dry. Then remove by rubbing gently with a soft dry cloth. Brass ProTech contains no harsh abrasives.

We highly recommend using Brass ProTech on items finished in Satin Nickel (15S), Polished Nickel (15), Polished Silver (25) and Satin Silver (25S). Do not allow soap scum or minerals in water to build up on the surface finish of your faucets or bath fittings (including toothpaste). These will gradually eat into any finish and diminish the beauty of your Newport Brass products.

Flush pipes prior to installation: Solder and other debris may damage ceramic discs. Cartridges are factory set at 14–16 lbs. torque.

Limited Warranty

Brasstech, Inc. (“Brasstech”) warrants to the original consumer residential purchaser (“Original Purchaser”) that if a Brasstech product (“Product”) is confirmed upon inspection to be non-conforming in materials or workmanship during the warranty periods described below, Brasstech will, at its option, either repair or replace the Product with a similar current model of the Product. If repair or replacement is not commercially practical or cannot be made in a timely manner, then Brasstech will provide a refund for the Product.

Warranty Periods and Coverage

Product Finishes

- PVD, Powder Coat Epoxy, including Oil Rubbed Bronze (10B) and Polished Chrome (26) finishes on Products other than Drains are warranted as long as the Original Purchaser owns their home.
- All other finishes are warranted for ten (10) years from date of purchase by the Original Purchaser, with the exception of uncoated or “living” finishes, which have no warranty*.

Drain Finishes

- Powder Coat Epoxy, Polished Chrome (26), Satin Chrome (26D), Oil Rubbed Bronze (10B), Forever Brass PVD (01), Satin Brass PVD (04) and Stainless Steel PVD (20) finishes on kitchen, bath or lavatory drains of all types (“Drains”) are warranted for one (1) year from date of purchase by the Original Purchaser.
- All other Drain finishes have no warranty.

Functionality

- All Product parts except valves are warranted for 10 years from date of purchase by the Original Purchaser.
- Ceramic disc valves for the lavatory faucet, tub/shower and roman tub are warranted for as long as the Original Purchaser owns the home.
- All other valves (balance pressure, thermostatic, etc.) are warranted for one (1) year from date of purchase by the Original Purchaser

Exclusions from Coverage

This Warranty does not cover labor charges or associated costs for, or damages occurring during the removal, transportation, return or installation of Products or replacement Products.

This Warranty does not cover damage or non-conformance due to misuse, abuse, hard water, improper storage, improper handling, improper maintenance**, improper installation*** or uses other than normal household usage****.

This Warranty is not transferable.

Limitations on Remedies

In no event will Brasstech be liable for incidental or consequential damages (such as labor charges), whether based on breach of express or implied warranty, breach of contract, negligence, strict liability or any other legal theory. Some states do not allow the exclusion or limitation of incidental or consequential damages, so, the above limitation or exclusion may not apply to you.

Any implied warranties, including the implied warranties of merchantability and fitness for a particular purpose, are limited to the duration of this written warranty. Some states do not allow limitations on how long an implied warranty may last, so the above limitation may not apply to you.

Warranty Service

To obtain service under this Warranty, please contact your Product dealer. If you are unable to locate your dealer, please call 949-417-5207 or access the Brasstech, Inc. website at www.brasstech.com. Proof of purchase, such as the original purchase order, is required to issue credit to the distributor.

State Remedies

This Warranty gives you specific legal rights, and you may have other rights which vary from state to state.

* **Uncoated and Living Finishes** Uncoated finishes such as Polished Brass Uncoated (03N) and weathered finishes such as Weathered Brass (03W) and Weathered Copper (08W) are intended to naturally weather and do change color over time. Living and uncoated finishes are not warranted.

** **Maintenance** Proper maintenance is required to preserve all finishes. Do not use any abrasive cleaners, alcohol, ammonia, detergents, or brass or silver polish on the Products. For complete care requirements and recommendations, please visit our website at www.brasstech.com.

*** **Proper Installation** Products must be installed in accordance with the manufacturer’s installation instructions supplied with the Products. For example, pipes must be flushed before faucet installations, because solder and other debris may damage ceramic discs. You may also call 949-417-5207 for copies of the installation instructions. Many of our installation instructions are also available on our website, www.brasstech.com.

**** **Commercial Purchasers** Brasstech extends the above limited warranty to purchasers of Products for industrial, commercial and business use upon the same terms and conditions and exclusions applicable to residential purchasers, except that the finish and functionality warranty periods are reduced to a period of one (1) year from the date of purchase. ***Additionally, with respect to commercial purchasers, all implied warranties, including the implied warranties of merchantability and fitness for a particular purpose are excluded and disclaimed.***

(949)417-5207

NWPI-507

Santa Ana, Ca. 92705

02/28/06

www.brasstech.com