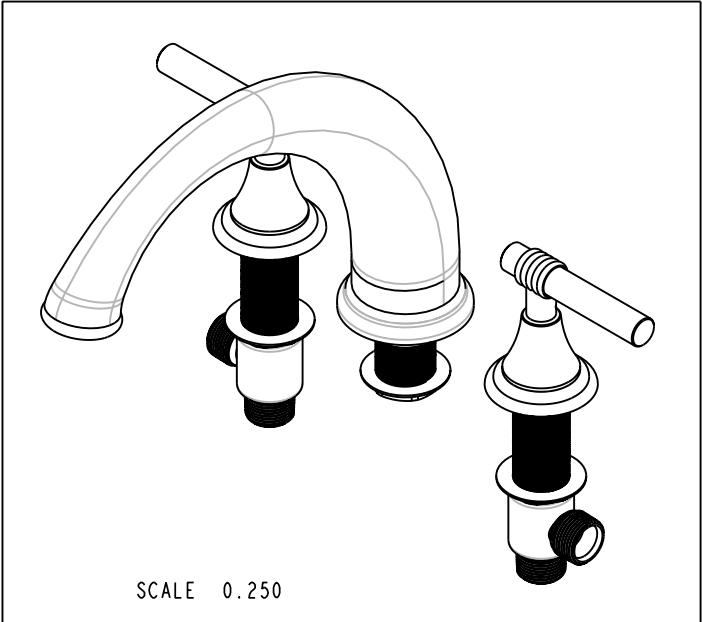


BILL OF MATERIAL (CURRENT LEVEL)				
ITEM	PT/ASSY	DESCRIPTION	TYPE	QTY.
1	1-506	R/T 2-VALVE, QUICK CONNECT	ASSEMBLY	1
2	3-906	ROMAN TUB SET	ASSEMBLY	1

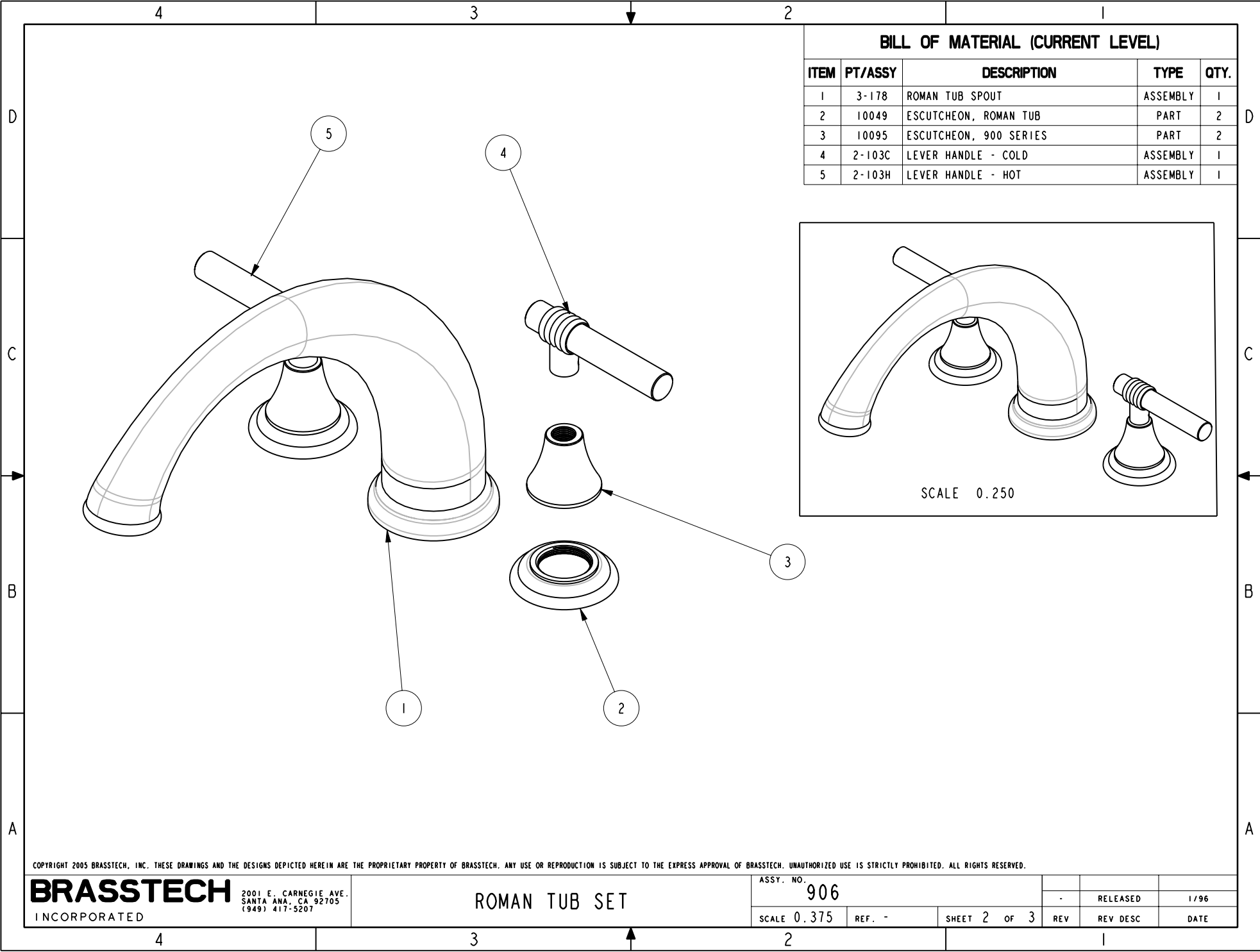


COPYRIGHT 2005 BRASSTECH, INC. THESE DRAWINGS AND THE DESIGNS DEPICTED HEREIN ARE THE PROPRIETARY PROPERTY OF BRASSTECH. ANY USE OR REPRODUCTION IS SUBJECT TO THE EXPRESS APPROVAL OF BRASSTECH. UNAUTHORIZED USE IS STRICTLY PROHIBITED. ALL RIGHTS RESERVED.

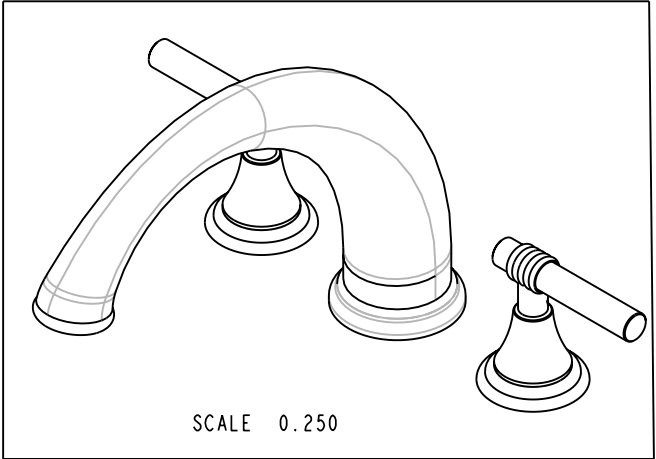
BRASSTECH
INCORPORATED
2001 E. CARNEGIE AVE.
SANTA ANA, CA 92705
(949) 417-5207

ROMAN TUB SET

ASSY. NO.		906			
SCALE 0.375		REF. -		SHEET 1 OF 3	
REV		REV DESC		DATE	



BILL OF MATERIAL (CURRENT LEVEL)				
ITEM	PT/ASSY	DESCRIPTION	TYPE	QTY.
1	3-178	ROMAN TUB SPOUT	ASSEMBLY	1
2	10049	ESCUTCHEON, ROMAN TUB	PART	2
3	10095	ESCUTCHEON, 900 SERIES	PART	2
4	2-103C	LEVER HANDLE - COLD	ASSEMBLY	1
5	2-103H	LEVER HANDLE - HOT	ASSEMBLY	1



COPYRIGHT 2005 BRASSTECH, INC. THESE DRAWINGS AND THE DESIGNS DEPICTED HEREIN ARE THE PROPRIETARY PROPERTY OF BRASSTECH. ANY USE OR REPRODUCTION IS SUBJECT TO THE EXPRESS APPROVAL OF BRASSTECH. UNAUTHORIZED USE IS STRICTLY PROHIBITED. ALL RIGHTS RESERVED.

BRASSTECH
INCORPORATED
2001 E. CARNEGIE AVE.
SANTA ANA, CA 92705
(949) 417-5207

ROMAN TUB SET

ASSY. NO.		906			
SCALE 0.375		REF. -		SHEET 2 OF 3	
REV		REV DESC		DATE	

SPECIFICATION DWG

4 TO 10 4 TO 10

3

3-1/4

Ø2-7/8

Ø2-3/8

Ø1-3/16

Ø1-7/8

1-5/8

5/16

Ø1-7/8

2-1/4
AMOUNT OF STEM
REQ. FROM DECK

2-5/16

3/16

3/4" NPT

3/4" NPT

10-3/8

9-9/16

4-3/8

7-11/16

4-3/4

3-3/8

BRASSTECH
INCORPORATED

2001 E. CARNEGIE AVE.
SANTA ANA, CA 92705
(949) 417-5207

DWG NO. 906

SCALE 0.313

REF. -

SHEET 3 OF 3

DIMENSIONS ARE IN INCHES AND AN APPROXIMATION OF A TYPICAL INSTALLATION

COPYRIGHT 2005 BRASSTECH, INC. THESE DRAWINGS AND THE DESIGNS DEPICTED HEREIN ARE THE PROPRIETARY PROPERTY OF BRASSTECH. ANY USE OR REPRODUCTION IS SUBJECT TO THE EXPRESS APPROVAL OF BRASSTECH. UNAUTHORIZED USE IS STRICTLY PROHIBITED. ALL RIGHTS RESERVED.

COPYRIGHT 2005 BRASSTECH, INC. THESE DRAWINGS AND THE DESIGNS DEPICTED HEREIN ARE THE PROPRIETARY PROPERTY OF BRASSTECH. ANY USE OR REPRODUCTION IS SUBJECT TO THE EXPRESS APPROVAL OF BRASSTECH. UNAUTHORIZED USE IS STRICTLY PROHIBITED. ALL RIGHTS RESERVED.

BRASSTECH INCORPORATED		2001 E. CARNEGIE AVE. SANTA ANA, CA 92705 (949) 417-5207	
DWG NO. 906			REV -
SCALE 0.313	REF. -	SHEET 3	OF 3