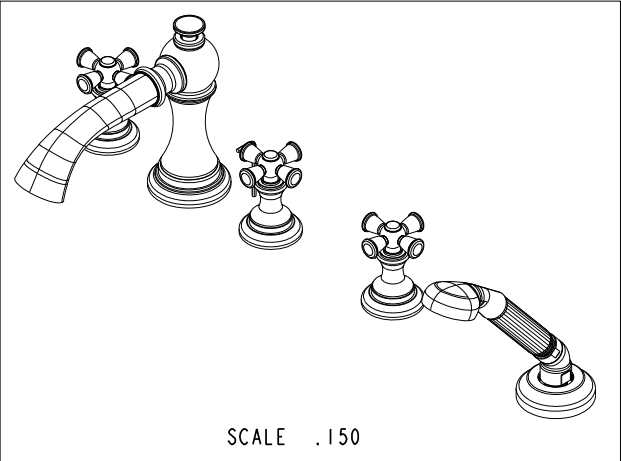


BILL OF MATERIAL (CURRENT LEVEL)

ITEM	PT/ASSY	DESCRIPTION	TYPE	QTY.
1	3-385	SPOUT ASSEMBLY ROMAN TUB	ASSEMBLY	1
2	3-378	CROSS HANDLE ASM	ASSEMBLY	3
3	1-503	ROMAN TUB 3-VALVE ROUGH	ASSEMBLY	1
4	6-289-6	DECK FLANGE TRIM	ASSEMBLY	1
5	280	HAND SHOWER WITH GROOVE	ASSEMBLY	1
6	284	59 IN. SPIRAL SHOWER HOSE	ASSEMBLY	1



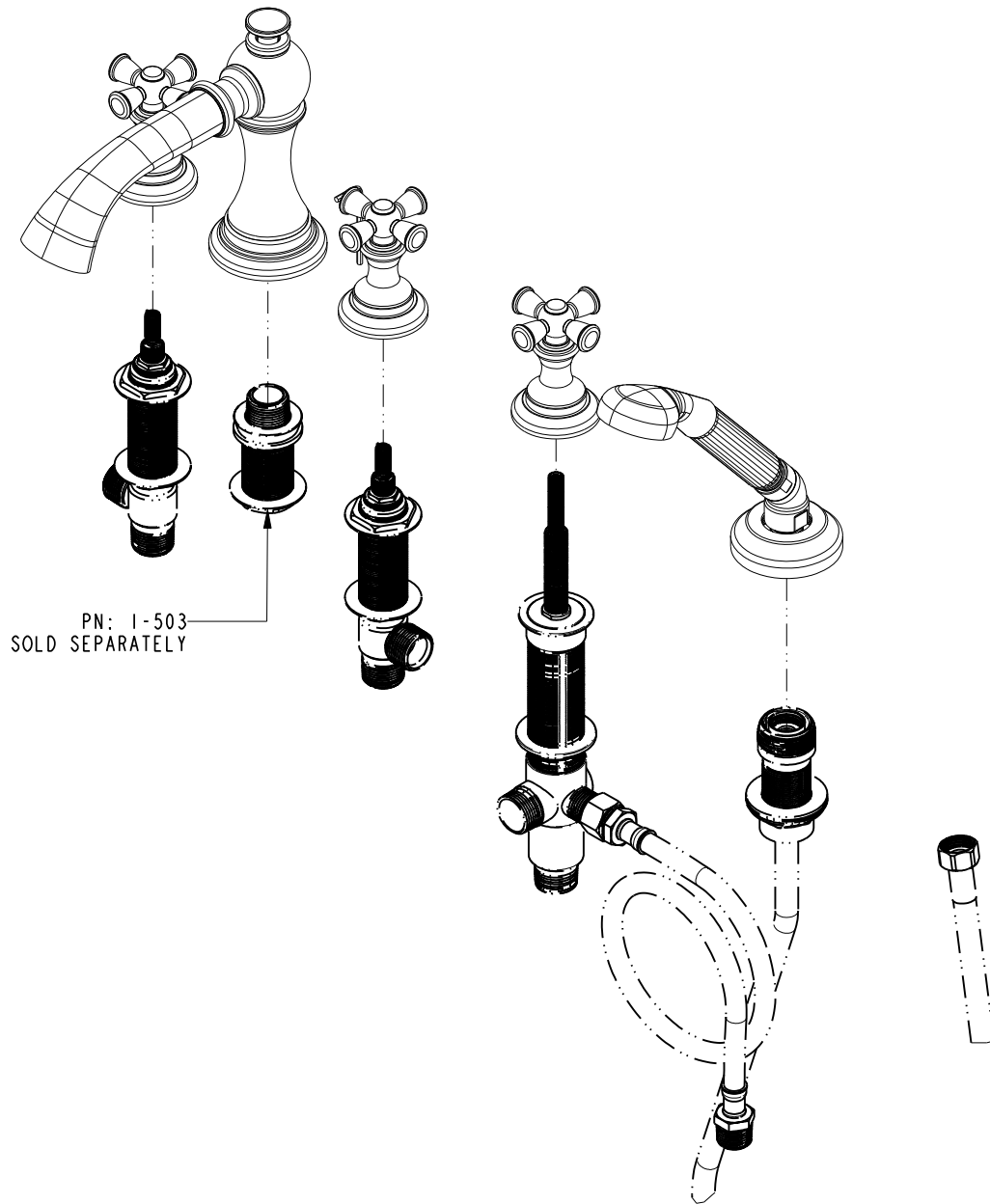
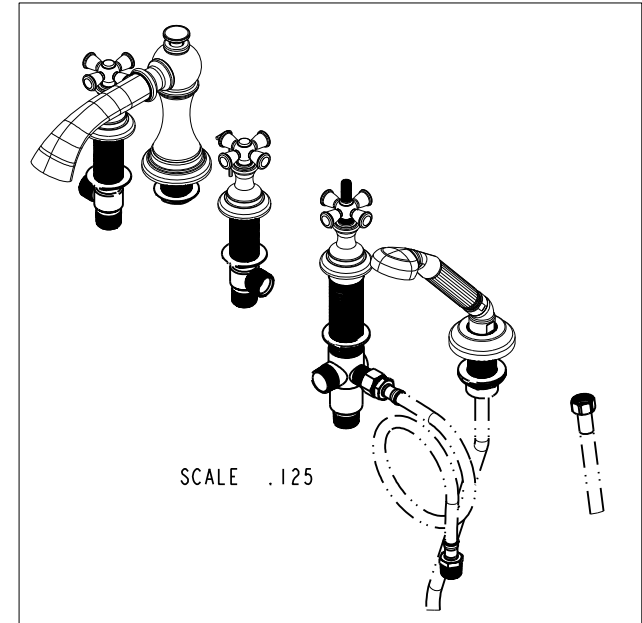
COPYRIGHT 2005 BRASSTECH, INC. THESE DRAWINGS AND THE DESIGNS DEPICTED HEREIN ARE THE PROPRIETARY PROPERTY OF BRASSTECH. ANY USE OR REPRODUCTION IS SUBJECT TO THE EXPRESS APPROVAL OF BRASSTECH. UNAUTHORIZED USE IS STRICTLY PROHIBITED. ALL RIGHTS RESERVED.

BRASSTECH
INCORPORATED
2001 E. CARNEGIE AVE.
SANTA ANA, CA 92705
(949) 417-5207

ROMAN TUB DECK TRIM WITH HANDSHOWER

ASSY. NO. 3-2447		A	EN-2032	01/07/14
SCALE .250		-	EN-1266	05/20/10
REF.	SHEET 1 OF 3	REV	REV DESC	DATE

SPECIFICATION DWG

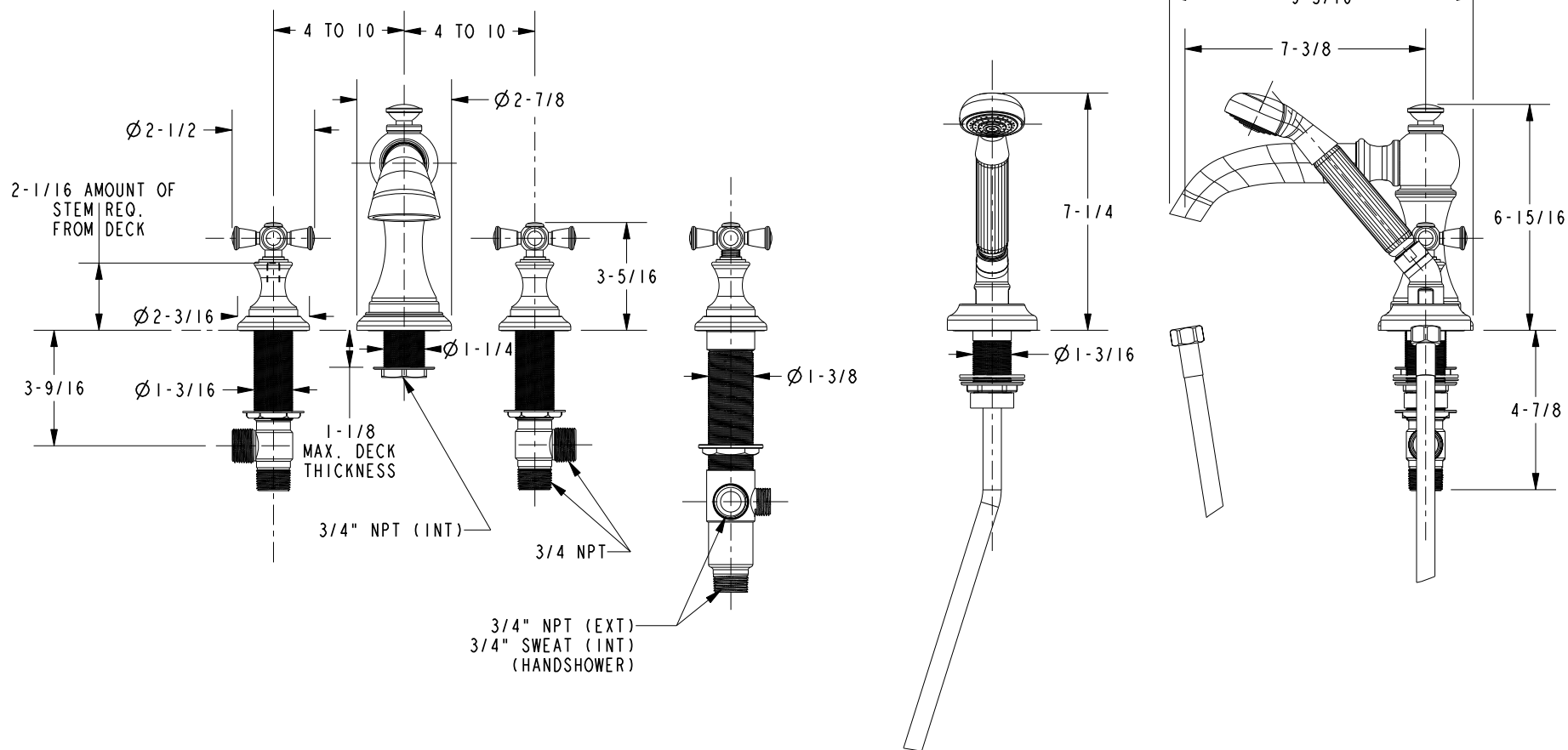


DIMENSIONS ARE IN INCHES AND AN APPROXIMATION OF A TYPICAL INSTALLATION

COPYRIGHT 2005 BRASSTECH, INC. THESE DRAWINGS AND THE DESIGNS DEPICTED HEREIN ARE THE PROPRIETARY PROPERTY OF BRASSTECH. ANY USE OR REPRODUCTION IS SUBJECT TO THE EXPRESS APPROVAL OF BRASSTECH. UNAUTHORIZED USE IS STRICTLY PROHIBITED. ALL RIGHTS RESERVED.

BRASSTECH INCORPORATED		2001 CARNEGIE AVE. SANTA ANA, CA 92705 (949) 417-5207
DWG NO.	3-2447	REV A
SCALE .220	REF.	SHEET 2 OF 3

SPECIFICATION DWG



DIMENSIONS ARE IN INCHES AND AN APPROXIMATION OF A TYPICAL INSTALLATION

COPYRIGHT 2005 BRASSTECH, INC. THESE DRAWINGS AND THE DESIGNS DEPICTED HEREIN ARE THE PROPRIETARY PROPERTY OF BRASSTECH. ANY USE OR REPRODUCTION IS SUBJECT TO THE EXPRESS APPROVAL OF BRASSTECH. UNAUTHORIZED USE IS STRICTLY PROHIBITED. ALL RIGHTS RESERVED.

BRASSTECH INCORPORATED		2001 CARNEGIE AVE. SANTA ANA, CA 92705 (949) 417-5207
DWG NO.	3-2447	REV A
SCALE .200	REF.	SHEET 3 OF 3