

4

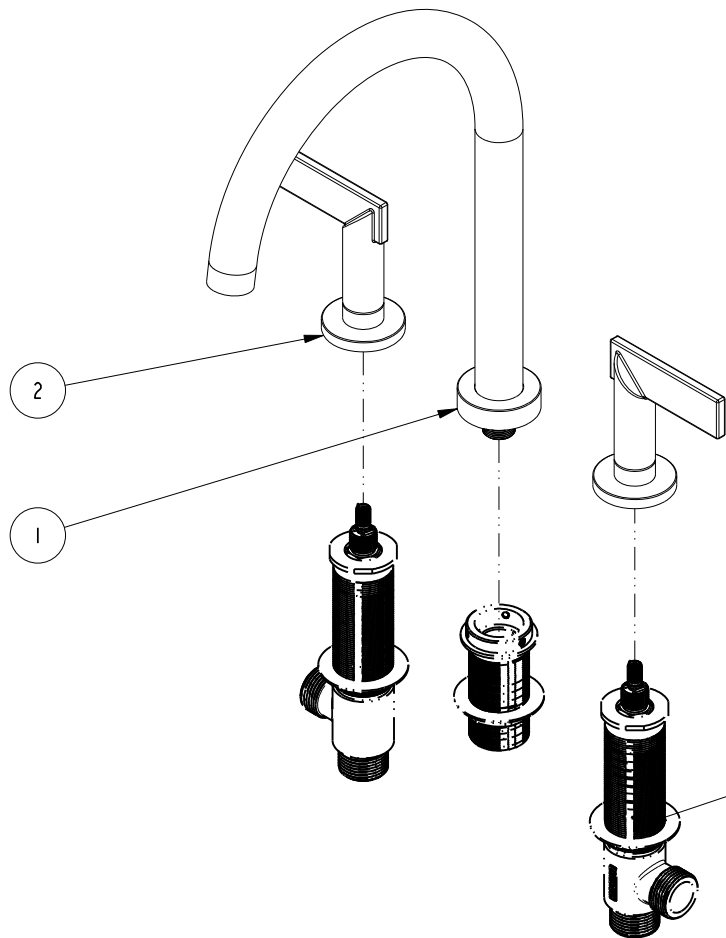
3

2

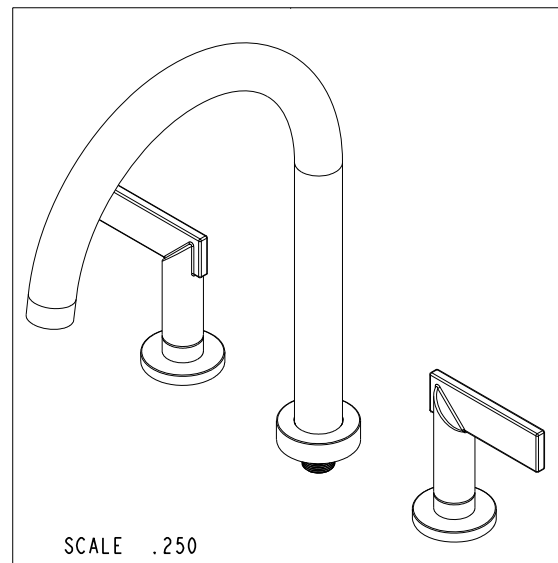
1

## BILL OF MATERIAL (CURRENT LEVEL)

ITEM	PT/ASSY	DESCRIPTION	TYPE	QTY.
1	3-401	R/T SPOUT ASM	ASSEMBLY	1
2	3-395	W/S - HANDLE ASM	ASSEMBLY	2



PN: 1-677 SOLD SEPARATELY



COPYRIGHT 2005 BRASSTECH, INC. THESE DRAWINGS AND THE DESIGNS DEPICTED HEREIN ARE THE PROPRIETARY PROPERTY OF BRASSTECH. ANY USE OR REPRODUCTION IS SUBJECT TO THE EXPRESS APPROVAL OF BRASSTECH. UNAUTHORIZED USE IS STRICTLY PROHIBITED. ALL RIGHTS RESERVED.

**BRASSTECH**  
INCORPORATED

2001 E. CARNEGIE AVE.  
SANTA ANA, CA 92705  
(949) 417-5207

R/T BATH SET C-SPOUT

ASSY. NO. 3-2486

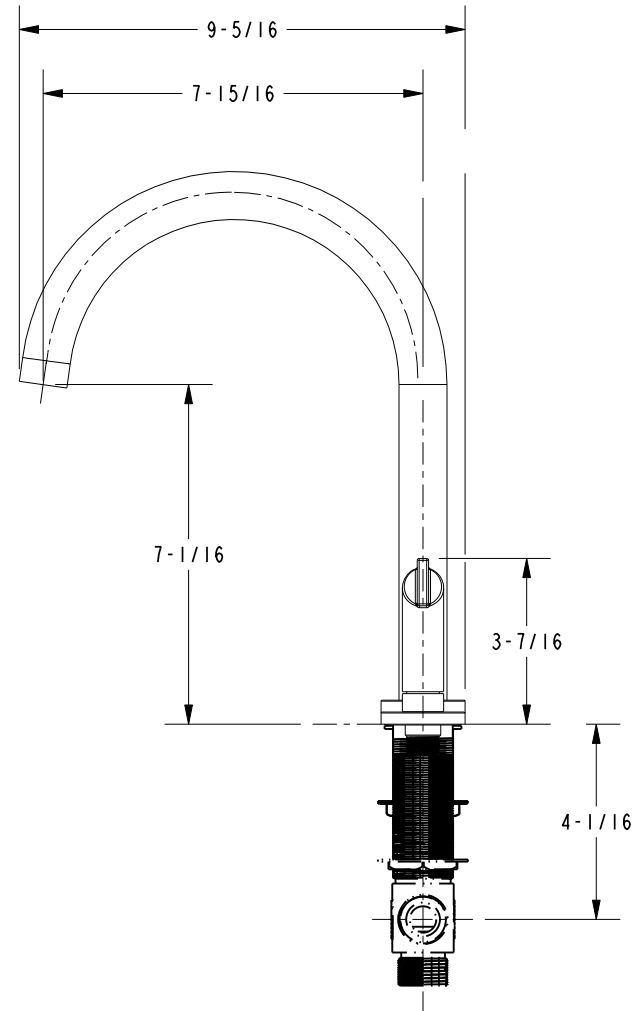
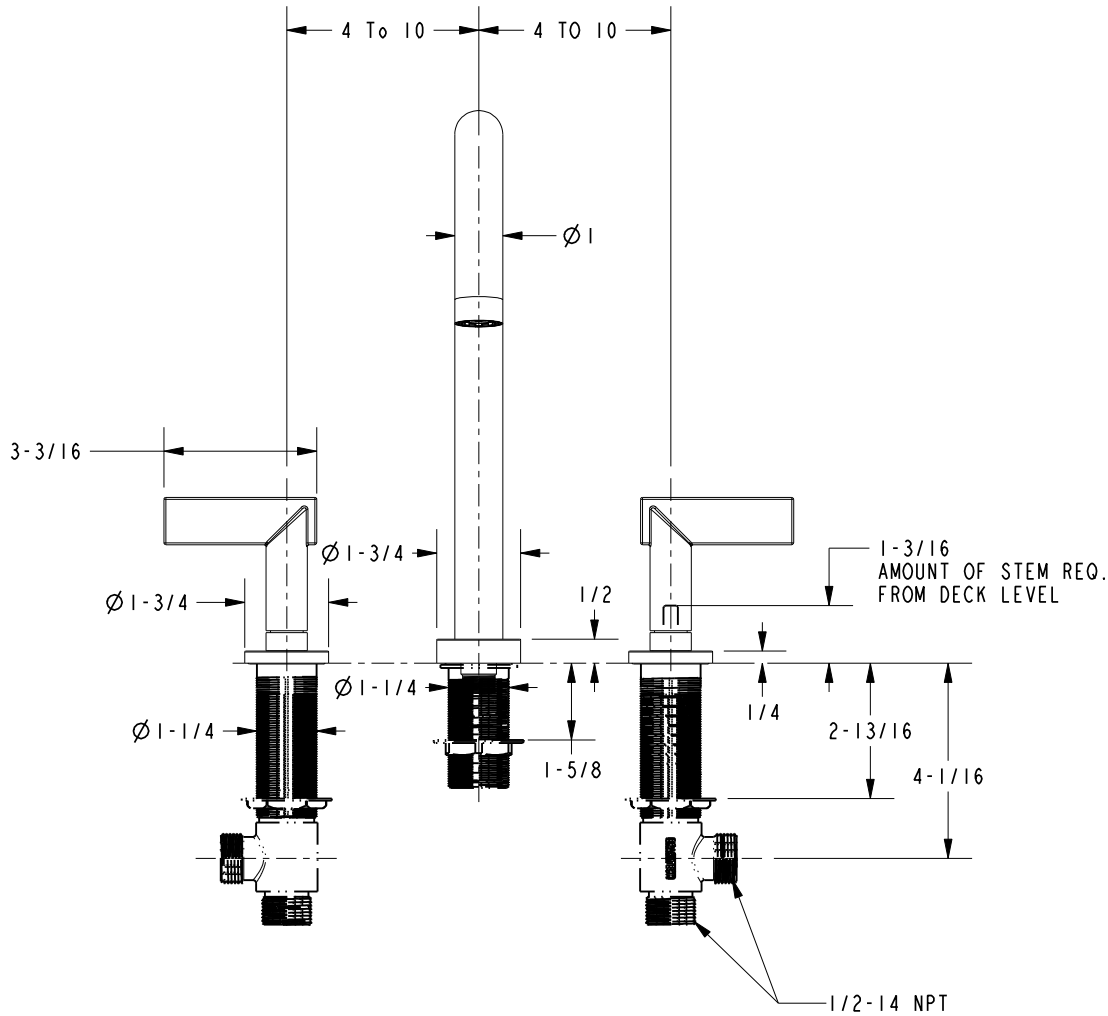
SCALE .250

REF.

SHEET 1 OF 2

A	EN-1993	11/30/11
-	EN-0995-3	01/31/11
REV	REV DESC	DATE

# SPECIFICATION DWG



DIMENSIONS ARE IN INCHES AND AN APPROXIMATION OF A TYPICAL INSTALLATION

COPYRIGHT 2005 BRASSTECH, INC. THESE DRAWINGS AND THE DESIGNS DEPICTED HEREIN ARE THE PROPRIETARY PROPERTY OF BRASSTECH. ANY USE OR REPRODUCTION IS SUBJECT TO THE EXPRESS APPROVAL OF BRASSTECH. UNAUTHORIZED USE IS STRICTLY PROHIBITED. ALL RIGHTS RESERVED.

<b>BRASSTECH</b>		2001 E. CARNEGIE AVE. SANTA ANA, CA 92705 (949) 417-5207	
INCORPORATED			
DWG NO.	3-2486		REV A
SCALE	.250	REF.	SHEET 2 OF 2