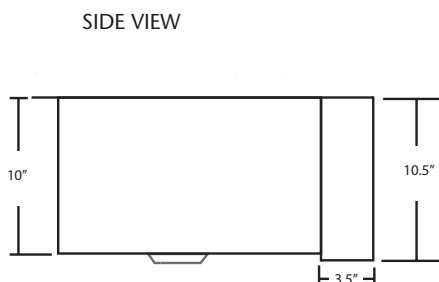
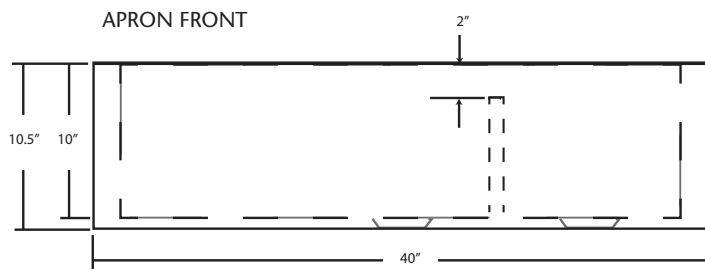
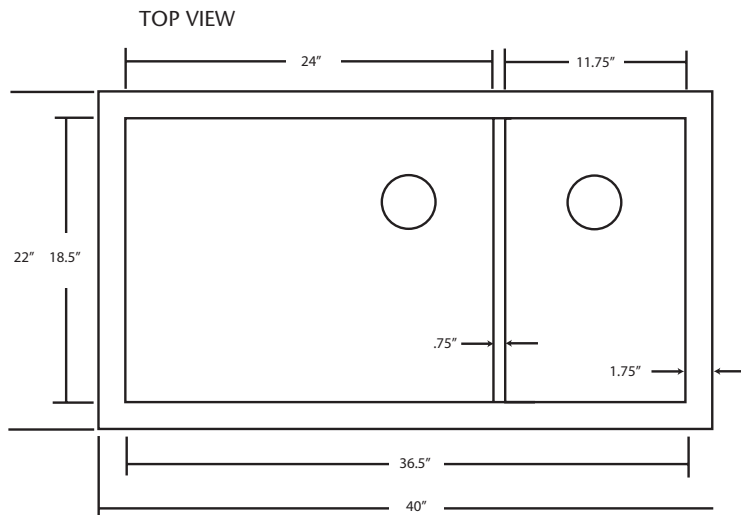


SPECIFICATIONS FOR FARMHOUSE DUET PRO



CPS274- Antique
CPS574- Brushed Nickel

PRODUCT DETAILS

- * 40" x 22" x 10.5" OD
- * Lg Basin: 24" x 18.5" x 10" ID
- * Sm Basin: 11.75" x 18.5" x 10" ID
- * Hand hammered 16 gauge recycled copper
- * Apron extends 3.5" on sides
- * 3.5" drain opening
- * Dimensions are not exact and may vary $\pm 1/2"$

INSTALLATION

- * Undermount

COORDINATING PRODUCTS

- * Drains: DR320 or DR340
- * Bottom Grid: GR974 & GR977
- * Rinsing Basket: GR877

STANDARDS COMPLIANCE

- * IAPMO Listed / cUPC

IMPORTANT

Due to the handcrafted nature of this product, it will vary in finish, texture, hammering, and other details. Dimensions may vary up to $1/2"$. We strongly recommend that you wait for the actual product before making any installation cuts.