

NAPOLEON®

9600 SERIES

TWO-STAGE VARIABLE SPEED HIGH EFFICIENT GAS FURNACES




The Only Gas Furnaces Made in Canada 
napoleonheatingandcooling.com



PROUDLY ENGINEERED IN CANADA FOR NORTH AMERICAN WINTERS
ENERGY SAVINGS AND COMFORT

The 9600 Series features a two-stage gas valve and a variable-speed energy efficient ECM blower motor. Napoleon's two-stage furnace reduces temperature swings within your home, maintaining a more consistent, comfortable temperature. At up to 96% AFUE, the 9600 furnaces will operate on low fire for greater efficiency and comfort for most of the heating season. On colder days, when the first stage cannot satisfy the heating demand, the furnace can (automatically) switch to the second stage, producing more heat to satisfy demand. Ultimately this balancing of the heat production results in quieter operation cycles and less energy being consumed throughout the heating season. An added benefit is increased comfort due to better balanced temperatures in the home.




Vortex™ turbulator inside the heat exchanger increases efficiency by disrupting the natural airflow which extracts the maximum heat from the flue gases.

vortex
 TURBULATOR

EXCHANGER COMPARISON


Conventional Heat Exchanger


Hot air radiating 700°



Patented Vortex Technology Heat Exchanger

Hot air radiating 800°





SureView BURNER SYSTEM

SureView burner system window allows a unique view of the flames in operation, a first in the industry.

CABINETS & INSTALLATION OPTIONS



100/120
Up flow



45/60/80
Up flow



Down flow



Horizontal left




Horizontal right

EASY INSTALLATION & MAINTENANCE

- Factory-fired and tested for trouble-free start-ups
- Self-diagnostic integrated furnace (IFC) control is mounted between the blower rails for easy accessibility
- Multiple intake/venting, gas pipe and electrical connection options
- Shortest 96%+ AFUE furnace on the market with 32 7/8" height and offering two cabinet width sizes 17 1/2" and 22 1/2"
- Multi position (upflow, horizontal and downflow) for versatile installations
- Zero clearance in all positions with no additional kits, provides installation ease in closets and alcoves
- Direct vent (two pipe) and single vent (one pipe) certified with optional concentric venting
- Integrated furnace control board manages all operational functions and accommodates hook-ups for a humidifier, HRV and electronic air cleaner
- For use with single or two-stage thermostats
- Easily installed in all four positions with no additional kits required
- Simple conversion to propane
- Certified to 4500 feet in Canada with no modification
- Interior condensate trap for left or right drainage options
- Clear condensate collector to view furnace performance





HIGH EFFICIENCY

1. Corrosion Resistant Heavy Gauge Aluminized-Steel Tubular Triple-Pass Heat Exchanger
 - Controlled wrinkle-bend design of heat exchanger creates tubes with consistent thickness and no weak areas
 - Highly-efficient triple pass tubular design has a large surface area to maximize heat transfer
 - Each row of tubes is offset to increase turbulence in the airflow and maximize heat transfer
 - Backed by our President's Limited Lifetime and Limited Replacement guarantee for your peace of mind

2. Stainless Steel Heat Recovery Coil

- Extracts the remaining heat from the flue gases once they exit the triple-pass heat exchanger
- Increases efficiency by evenly distributing the remaining heat to the coil's large fins
- Backed by our President's Limited Lifetime and Limited Replacement Guarantee for your peace of mind

3. Aluminized Multi-Port in Shot Burners

- Corrosion resistant burners
- Perfectly shapes the flame cone for maximum flame efficiency

4. Two-Stage Gas Valve

- First/low-stage operates at 60% of full capacity for optimum fuel efficiency on most days
- Second/high-stage provides maximum heat for bitter cold days and quick recovery from thermostat set back
- 96% efficiency is consistent on low fire or high fire

HIGH QUALITY COMPONENTS

5. Self Diagnostic Integrated Furnace Control (IFC)

- Contains LED service indicator lights to ensure quick and accurate service calls
- Constantly monitors all safety devices
- Interfaces with additional home comfort products using simple plug-in connections
- Mounted between the blower rails for easy accessibility

DESIGNED TO BE QUIET

6. Electronically Commutated Motor (ECM)

- Reduces electrical consumption by up to 80% over conventional blower motors
- Soft-start soft-stop operation reduces noise levels by gradually increasing motor RPM's at start-up and ramping down slowly on shut down
- On continuous fan speed, the ECM motor consumes 60-80 watts compared to a 400 watts for a conventional motor reducing electrical consumption up to 80%.
- Whisper Quiet operation
- Blower is easily removed for servicing with the removal of two screws and a plug-in electrical connector

7. Durable Sound Reducing Insulated Cabinet

- Baked-on powder coat paint resists scratching and corrosion (no sharp edges)
- Acoustically insulated blower compartment & thermally insulated heat exchanger compartment for quiet operation and reduced clearance to combustibles

*See warranty for details

VARIABLE SPEED (ECM) TECHNOLOGY

ECM=Electronically Commutated Motor

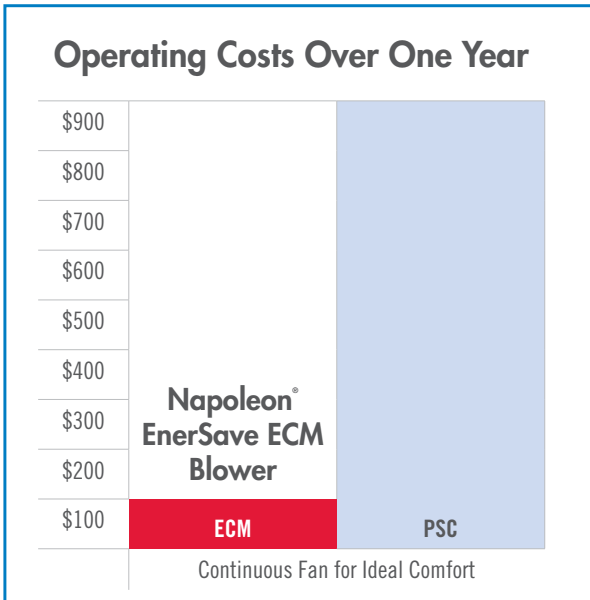
The ECM Variable speed blower motor gives you increased comfort by ramping up and down slowly, which eliminates sudden gusts of air. Running your fan continually removes cold spots in you home and gives you ideal comfort.

Napoleon's EnerSave ECM motor reduces electrical consumption by up to 80% over conventional blower motors



ener\$ave

In continuous fan operation

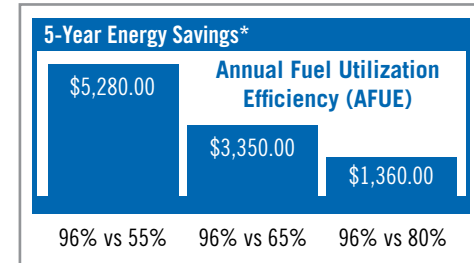


ANNUAL FUEL UTILIZATION EFFICIENCY

96% AFUE translates into significantly lower fuel bills

Higher AFUE = More comfort for every dollar spent. The Annual Fuel Utilization Efficiency (AFUE) measures the amount of fuel converted to space heat in proportion to the amount of fuel entering the furnace. This is commonly expressed as a percentage. AFUE works much like the miles-per-gallon rating on a car - the higher the rating, the lower the fuel costs.

*If a furnace is 25 years old or older, chances are that it has a rating of only 55% to 65% AFUE.

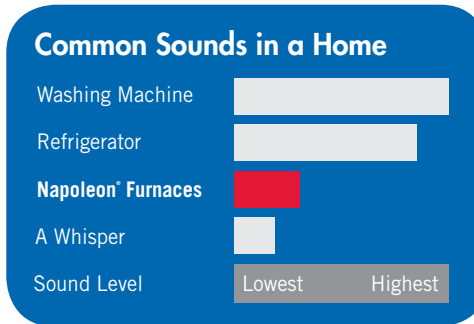


WHISPER QUIET™ OPERATION FEATURES

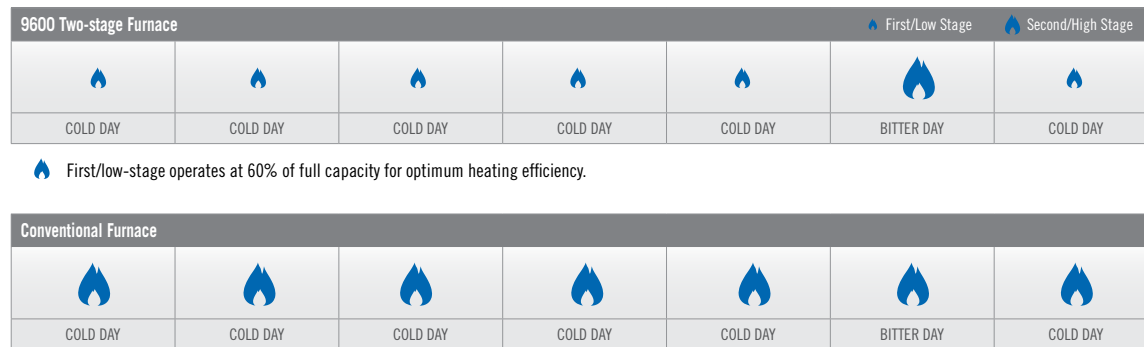
Customers indicated that noise level is an important factor in their satisfaction with a furnace, so Napoleon® furnaces are designed to be “Whisper Quiet”.

The high efficiency ECM variable speed blower motor with “soft start” gradually increases speed reducing the initial rush of air and noise created by conventional motors.

- Sound absorbing cabinet insulation
- Totally sealed cabinet
- Dynamically balanced blower



TWO-STAGE TECHNOLOGY DELIVERS TWO FURNACES IN ONE





Fireplace Inserts • Patioflame • Gas Fireplaces • Waterfalls • Wood Stoves
Casual Furniture • Electric Fireplaces • Outdoor Fireplaces • Gourmet Gas Grills

Peace of Mind

Time after time, Napoleon® has led the way with new and innovative, patented technology. We are proud to say that our products continuously surpass industry standards and our inspiration is you!

We want you to feel confident in choosing Napoleon® for your home. Our products are designed to provide that confidence and ensure that every Napoleon® is beyond compare! Your authorized Napoleon® dealer will customize your home comfort specifically for you, guaranteed satisfaction.



SPECIFICATIONS

HEATING CAPACITIES

9600 SERIES	NPV045T2A	NPV060T3A	NPV080T3A	NPV100T5A	NPV120T5A
Efficiency (AFUE)	95.3%	95.3%	95.3%	96.0%	95.3%
Input (High fire) BTU/hr 0-4500'	45,000	60,000	80,000	100,000	120,000
Output (High fire) BTU/hr 0-4500'	43,000	57,200	76,250	96,000	114,400
Input (Low fire) BTU/hr 0-4500'	27,000	36,000	48,000	60,000	72,000
Output (Low fire) BTU/hr 0-4500'	25,750	34,300	45,750	57,600	68,600

CABINET DIMENSIONS (INCHES)

9600 SERIES	NPV045T2A	NPV060T3A	NPV080T3A	NPV100T5A	NPV120T5A
Width	17 1/2	17 1/2	17 1/2	22 1/2	22 1/2
Depth	29 1/2	29 1/2	29 1/2	29 1/2	29 1/2
Height	32 7/8	32 7/8	32 7/8	32 7/8	32 7/8
Plenum Opening Depth	19 5/8	19 5/8	19 5/8	19 5/8	19 5/8
Plenum Opening Width	16 1/4	16 1/4	16 1/4	21 1/4	21 1/4
Return Opening Size	14 x 22	14 x 22	14 x 22	14 x 22	14 x 22

VENTING - Certified for single or 2 pipe installation (direct vent)

9600 SERIES	NPV045T2A	NPV060T3A	NPV080T3A	NPV100T5A	NPV120T5A
Clearances to Combustibles	0	0	0	0	0
Minimum Vent Size	1 1/2	1 1/2	2	2	3
Maximum Vent Size	2	3	3	3	3
Minimum Vent Length	15	15	15	15	15
Maximum Vent Length	75	100	100	100	100

AIRFLOW AND COOLING

9600 SERIES	NPV045T2A	NPV060T3A	NPV080T3A	NPV100T5A	NPV120T5A
Blower Size	12-7DD	12-7DD	12-7DD	12-10T DD	12-10T DD
Motor Type and Size ECM 2.3	1/3hp	1/2hp	1/2hp	3/4hp	1hp
Maximum CFM AC	950	1125	1125	1875	1875
Minimum CFM Continuous Fan	600	600	800	850	925
AC Tonnages	1 1/2, 2, 2 1/2	1 1/2, 2, 2 1/2, 3	1 1/2, 2, 2 1/2, 3	2, 3, 4, 5	2, 3, 4, 5

All specifications and designs can change without notice to allow for on-going product improvement. Images may not be exactly as shown. Consult your owners manual for current information. Check all local and national building codes and gas regulations. Napoleon® is a registered trademark of Wolf Steel Ltd. © Wolf Steel Ltd.

Authorized Dealer



- 24 Napoleon Road, Barrie, Ontario, Canada L4M 0G8
- 103 Miller Drive, Crittenden, Kentucky, USA 41030
- 7200, Route Transcanadienne, Montréal, Québec H4T 1A3

Tel: 705-721-1212 Fax: 705-722-6031
napoleonheatingandcooling.com