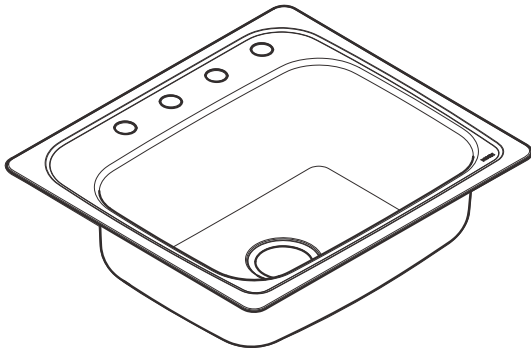




Buy it for looks. Buy it for life.®

Specifications



Model Number	Faucet Holes	Depth-Inches	Drain Placement	Quantity	Model Specified
G221943	3	7.75	Center	1	
G221944	4	7.75	Center	1	
G221961	1	7	Center	1	
G221963	3	7	Center	1	
G221964	4	7	Center	1	
G221983	3	6.5	1		
G221984	4	6.5	Center	1	

SINK DESCRIPTION

- 2200 Series single bowl drop-in sink
- 22 gauge stainless steel, Matte finish
- Center drain, 1 to 4 faucet holes as indicated
- Integrated mounting system, hardware included
- Includes SoundShield sound absorbing system

CUT OUT DIMENSIONS

- 24-7/8" x 21-7/8" with 25mm corner radius. Tolerance of plus or minus 1/16" is acceptable

STANDARDS

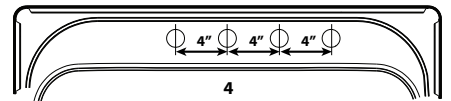
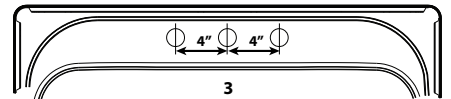
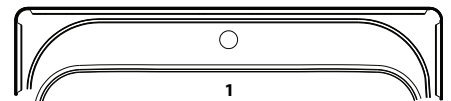
- Third party certified by IAPMO to meet ASME A112.19.3 and all applicable specifications referenced therein

WARRANTY

- Limited lifetime warranty against material or manufacturing defects to the original consumer purchaser

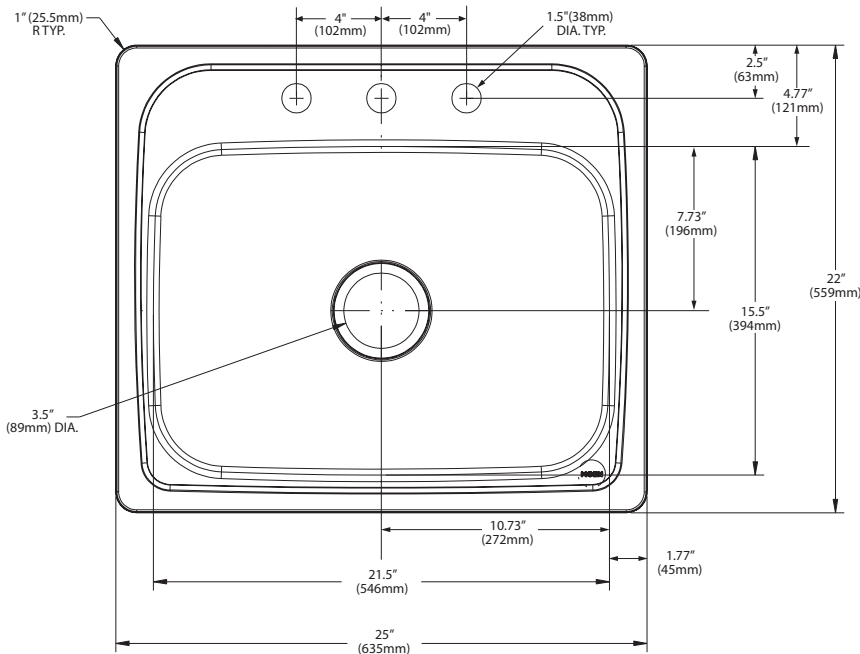
Faucet Hole Configurations

1-1/2" (38mm) diameter faucet holes
4" (102mm) Center



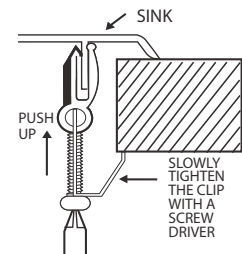
CRITICAL DIMENSIONS

(DO NOT SCALE)



MADE IN THE USA

Installation Detail



FOR MORE INFORMATION CALL: 1-800-BUY-MOEN

www.moen.com