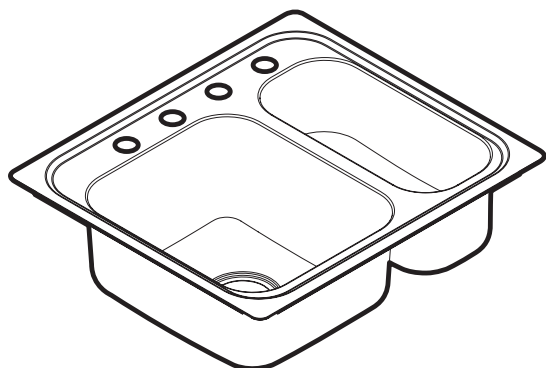


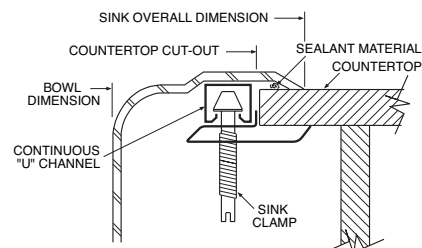
Specifications



Model Number	Faucet Holes	Depth-Inches	Drain Placement	Model Specified
G202714	4	7	Center	

MADE IN THE USA

Installation Detail



SINK DESCRIPTION

- 2000 Series double bowl drop-in sink
- 20 gauge stainless steel, Brushed finish
- Center drain, 4 faucet holes as indicated
- U-channel mounting system, hardware included
- SoundSHIELD sound absorbing system

CUT OUT DIMENSIONS (For sinks manufactured after 9/1/2016)

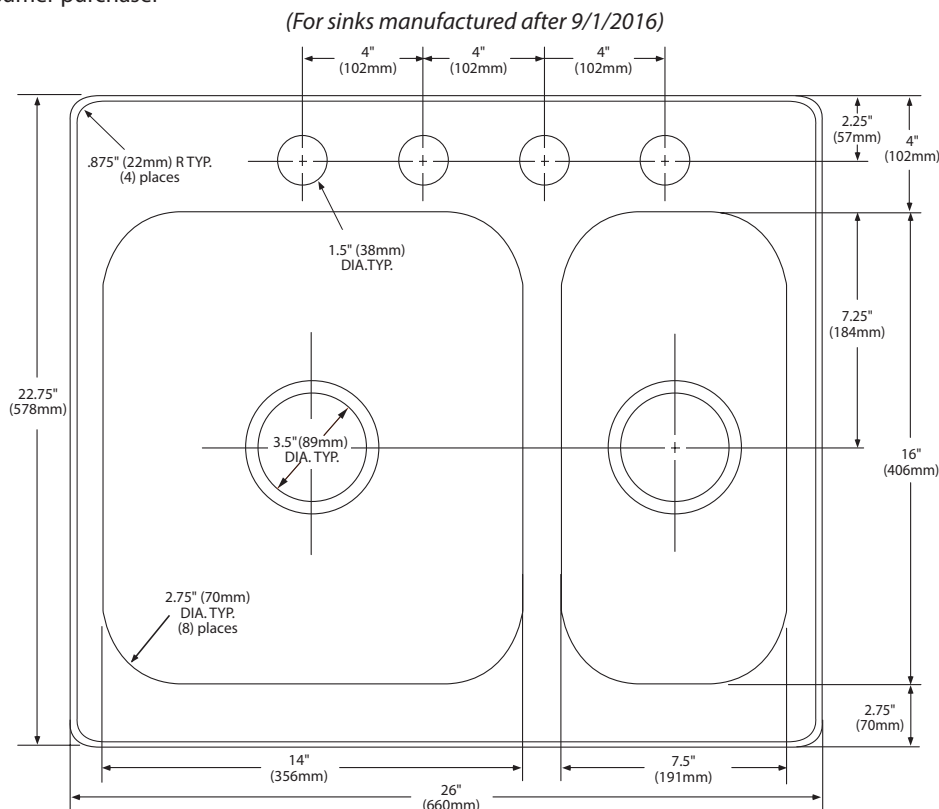
- 25-1/2" x 22-1/4" with 3/8" corner radius, tolerance of plus or minus 1/16" is acceptable

STANDARDS

- Third party certified by IAPMO to meet ASME A112.19.3/CSA B45.4 and all applicable specifications referenced

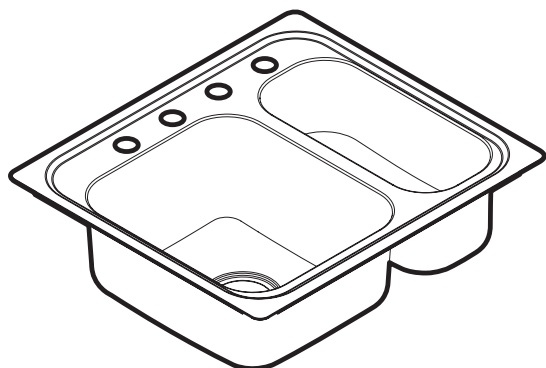
WARRANTY

- Limited lifetime warranty against material or manufacturing defects to the original consumer purchaser



CRITICAL DIMENSIONS

(DO NOT SCALE)

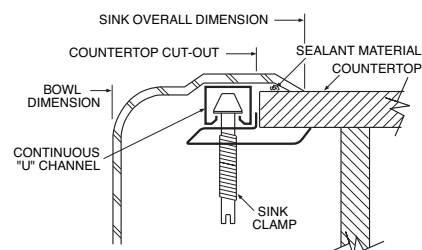


Specifications

Model Number	Faucet Holes	Depth-Inches	Drain Placement	Model Specified
G202714	4	7	Center	

MADE IN THE USA

Installation Detail



SINK DESCRIPTION

- 2000 Series double bowl drop-in sink
- 20 gauge stainless steel, Brushed finish
- Center drain, 4 faucet holes as indicated
- U-channel mounting system, hardware included
- SoundSHIELD sound absorbing system

CUT OUT DIMENSIONS (For sinks manufactured before 9/1/2016)

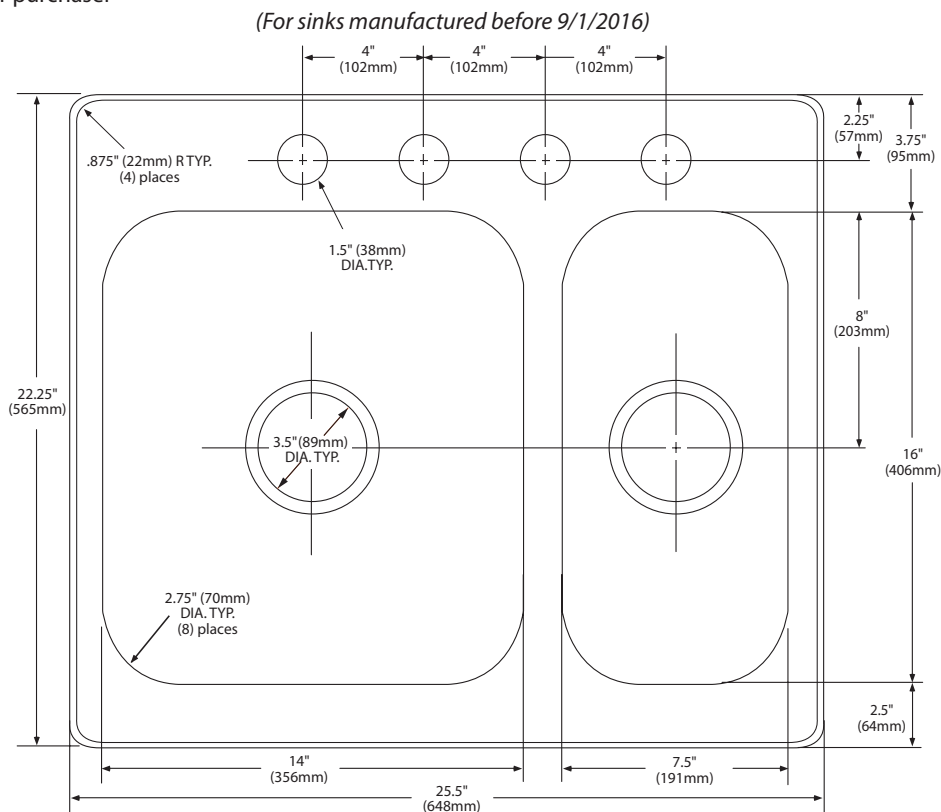
- 25" x 21-3/4" with 3/8" corner radius, tolerance of plus or minus 1/16" is acceptable

STANDARDS

- Third party certified by IAPMO to meet ASME A112.19.3/CSA B45.4 and all applicable specifications referenced

WARRANTY

- Limited lifetime warranty against material or manufacturing defects to the original consumer purchaser



CRITICAL DIMENSIONS

(DO NOT SCALE)