



Buy it for looks. Buy it for life.®

Specifications

DESCRIPTION

- Fixed mount showerhead only
- Nonmetallic spray face and shell
- Brass swivel ball assembly
- Available in chrome finish

FLOW

- Designed to deliver 2.5 gpm (9.5 L/min) at 60 psi

OPERATION

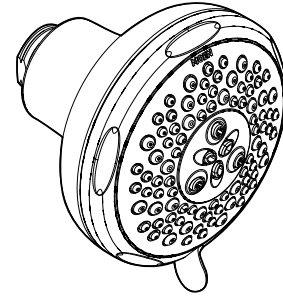
- 5 function: relaxing spray, invigorating spray, refreshing spray, energizing spray and targeted massage

STANDARDS

- Designed and manufactured to comply with the requirements of: ASME A112.18.1/CSA B125.1 and all requirements referenced therein

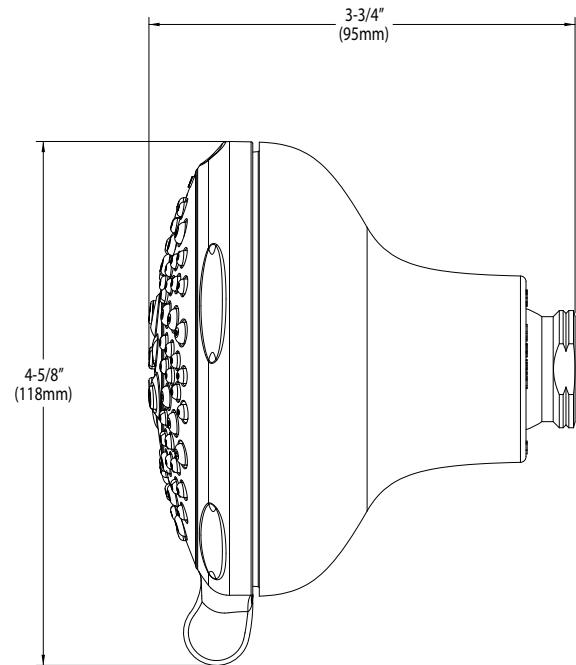
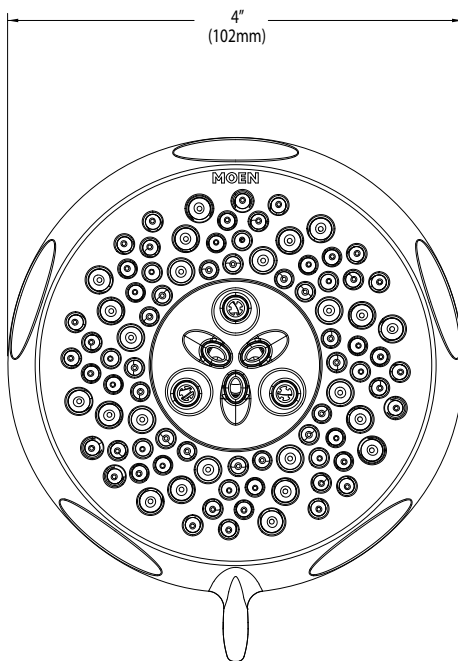
WARRANTY

- Lifetime limited warranty against leaks, drips and finish defects to the original consumer purchaser
- 5 year warranty if used in commercial installations



5 Function Showerhead

Model: 3902 Series



CRITICAL DIMENSIONS

(DO NOT SCALE)

FOR MORE INFORMATION CALL: 1-800-BUY-MOEN

www.moen.com