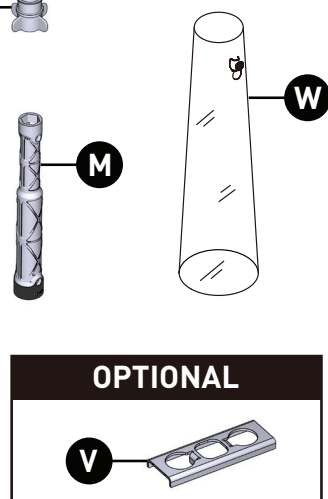
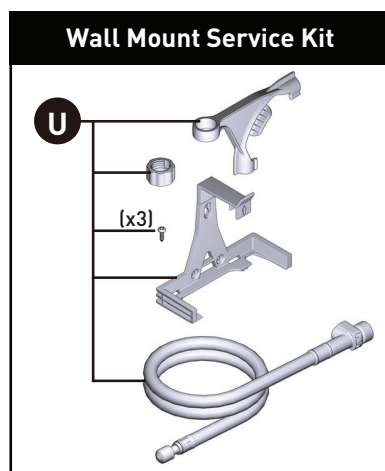
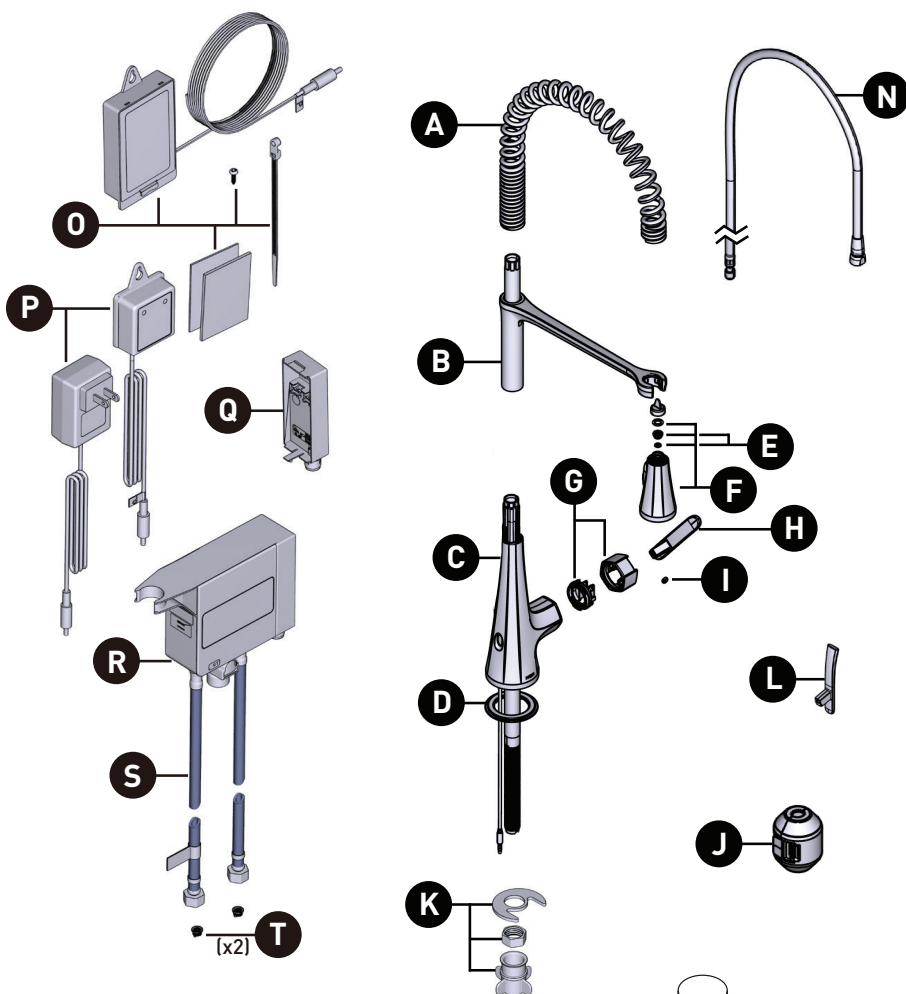


MOEN®

ORDER BY PART NUMBER

ILLUSTRATED PARTS SINEMA™MOTIONSENSE WAVE™

Single Handle Pre-Rinse Spring
Pulldown Kitchen Faucet
S5235EW



ID	Kit Number	Finish
*A	197884	See below
*B	199165	See below
*C	214777	See below
D	199162	Chrome
	199162BL	Matte Black
E	158550	N/A
*F	214778	See below
*G	199166	See below
H	199159BL	Matte Black (Use with Chrome, Spot Resistant Stainless and Polished Nickel)
	199159BG	Brushed Gold (Use with Matte Black)
I	155023	N/A
J	195361	N/A
K	193774	N/A
*L	199160	See below
M	118305	N/A
N	150259	Chrome
	150259CST	Classic Satine (Use with Spot Resist Stainless)
	191751BL	Matte Black (Use with Matte Black, Polished Nickel)
O	177567	N/A
P	169031	N/A
Q	188031	N/A
R	177569	N/A
S	177572	N/A
T	197171	N/A
U	177566	N/A
V	176787	N/A
W	159060 (Option sold separately)	N/A

*Finish Determined by Suffix

Finish	Description
C	Chrome
SRS	Spot Resist Stainless
BL	Matte Black
NL	Polished Nickel