



Buy it for looks. Buy it for life.®

Specifications


DESCRIPTION

- Various finishes identified by suffix
- 59" double interlock spiral hose (metal) included
- Check valve in hose connection
- Interchangeable 8" shower arm included
- 19" slide bar push button height selection
- Showerhead and handshower sold separately

OPERATION

- Two function diverter - shower only; hand shower only
- Hand shower cradle rotates to adjust angle of hand shower

STANDARDS

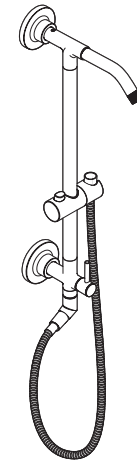
- Designed and manufactured to comply with the applicable requirements of ASME A112.18.1/CSA B-125.1 and all applicable specifications referenced therein
- ADA  for lever handles

WARRANTY

- Lifetime limited warranty against leaks, drips and finish defects to the original consumer purchaser
- 5 year warranty if used in commercial installations

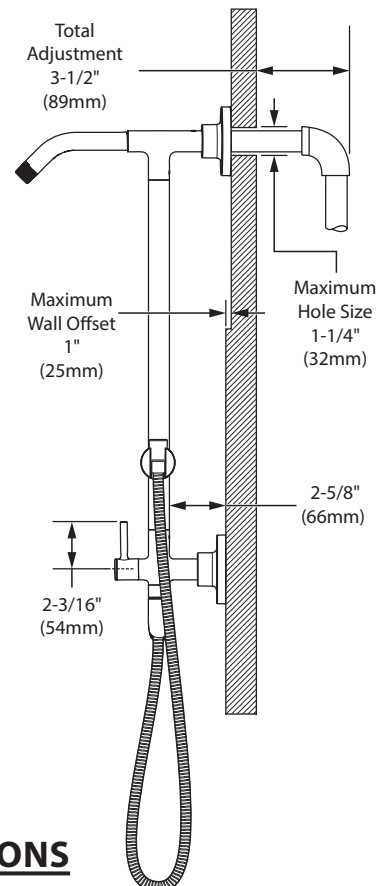
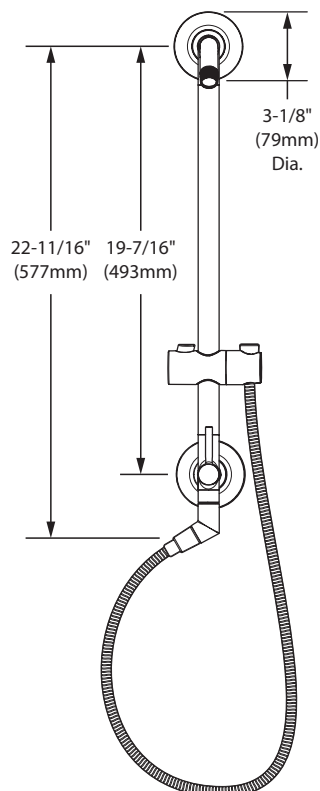
NOTE

- **Cannot be installed on acrylic liners without structured backing**



**Annex™
Shower Rail**

Model: TS3661NH series



CRITICAL DIMENSIONS

(DO NOT SCALE)