



Buy it for looks. Buy it for life.®

Specifications

SINK DESCRIPTION

- Manufactured of 22 gauge, type 301 nickel-bearing stainless steel
- Two bowls are 14" x 16" x 6-1/2"
- The sink ledge has one fixture mounting hole, 1-1/2" in diameter
- Has two 3-1/2" diameter recessed drain openings
- Soundshield undercoating maximizes sound deadening and inhibits condensation
- Made in U.S.A.
- Includes all necessary mounting hardware

CUT OUT DIMENSIONS

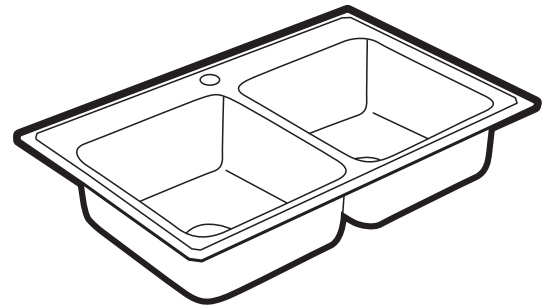
- Cut out dimensions are 32-3/8" x 21-3/8", with a 1-1/2" corner radius. A tolerance of plus or minus 1/16" is acceptable

STANDARDS

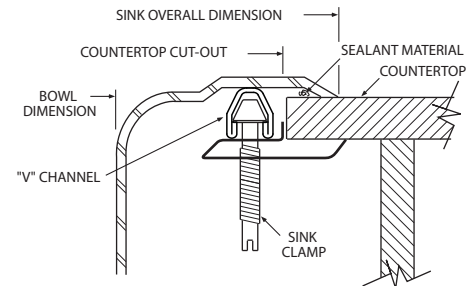
- Third party certified to ASME A112.19.3/CSA B45.4 and all applicable requirements referenced therein

WARRANTY

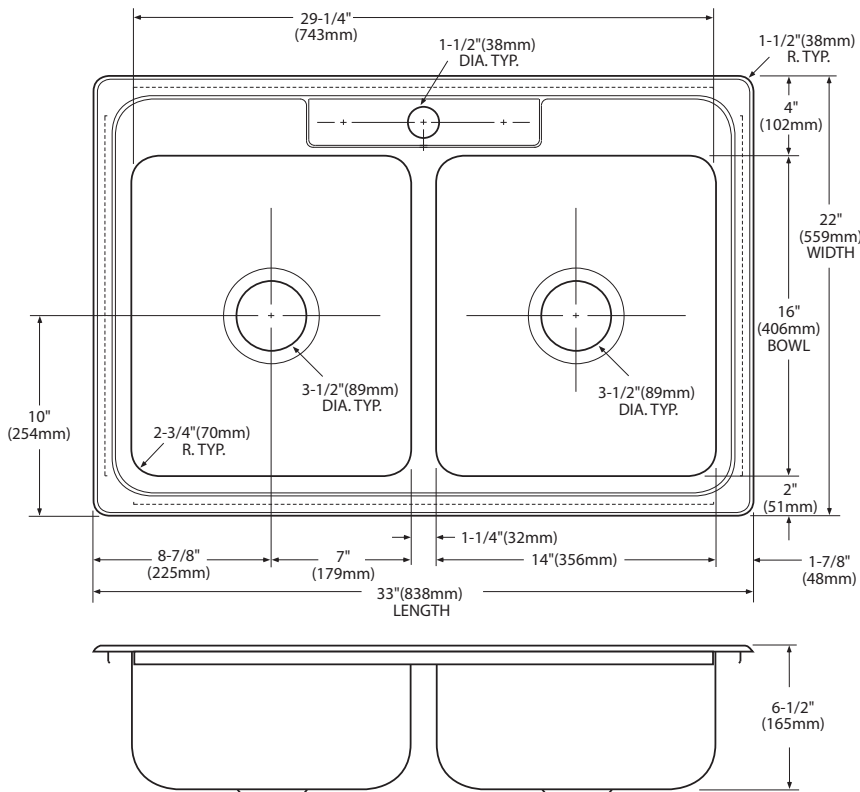
- Warranted for five years against material or manufacturing defects



Excalibur®
Double Bowl Sink
Model: 22824
(EDE-3322-1)



Installation Detail



CRITICAL DIMENSIONS

(DO NOT SCALE)

FOR MORE INFORMATION CALL: 1-800-BUY-MOEN

www.moen.com