



Buy it for looks. Buy it for life.®

Specifications

SINK DESCRIPTION

- Manufactured of 20 gauge, stainless steel
- Two bowls, the larger bowl is 14" x 18" x 8" and the smaller bowl is 14" x 16" x 8"
- The sink ledge has four fixture mounting holes, 1-1/2" in diameter and 4" on center
- Has one 3-1/2" diameter recessed drain opening in each bowl
- Soundshield undercoating maximizes sound deadening and inhibits condensation
- Made in U.S.A.
- Includes all necessary mounting hardware

CUT OUT DIMENSIONS

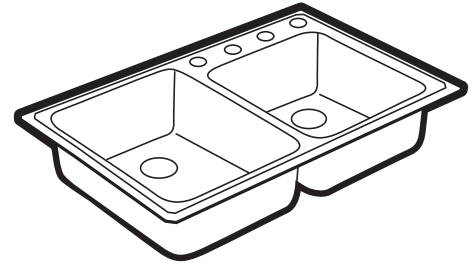
- Cut out dimensions are 32-3/8" x 21-3/8", with a 5/16" corner radius. A tolerance of plus or minus 1/16" is acceptable

STANDARDS

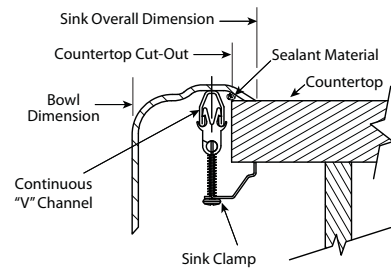
- Third party certified by IAPMO to meet ASME A112.19.3/CSA B45.4 and all applicable specifications referenced therein

WARRANTY

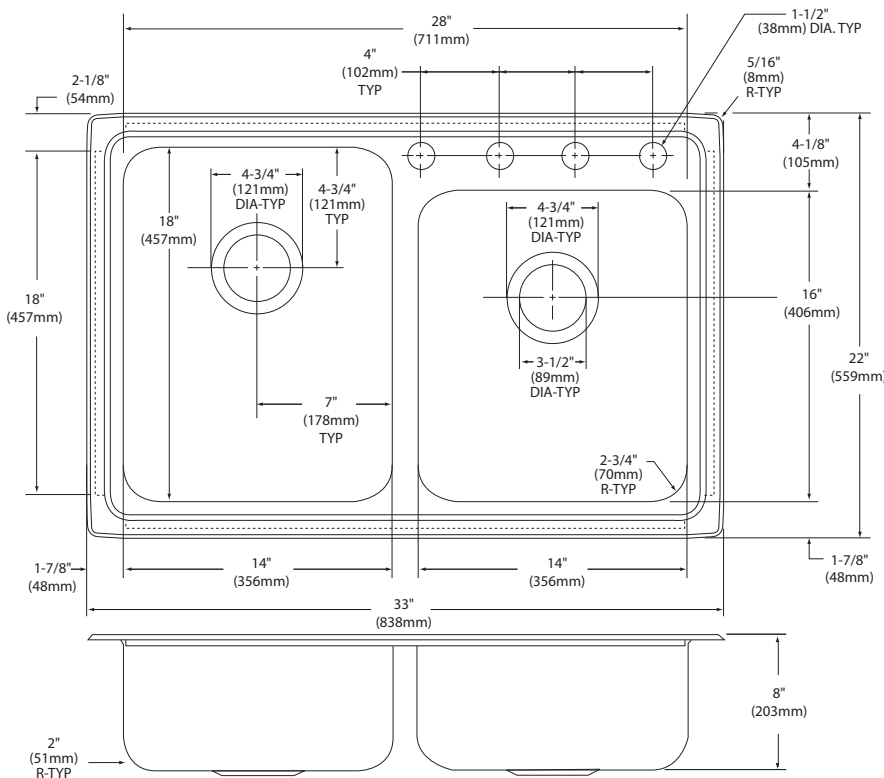
- Lifetime limited warranty against material or manufacturing defects to the original consumer purchaser



Traditional™
Offset Double Bowl Sink
Model: 21610
(KSR-3322-4)



Installation Detail



CRITICAL DIMENSIONS

(DO NOT SCALE)

FOR MORE INFORMATION CALL: 1-800-BUY-MOEN

www.moen.com