

PRODUCT SPECIFICATIONS
LX36DV Gas Fireplace



INTERIOR DIMENSIONS

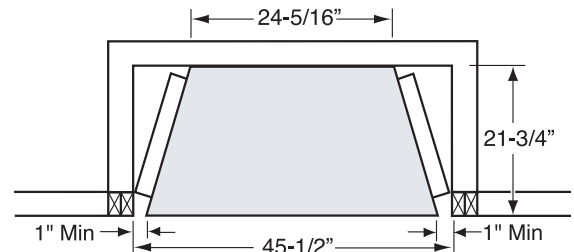
Front opening width: 43-3/8"
 Front opening height: 46-1/2"
 Firebox depth: 21-3/4"

TECHNICAL INFORMATION

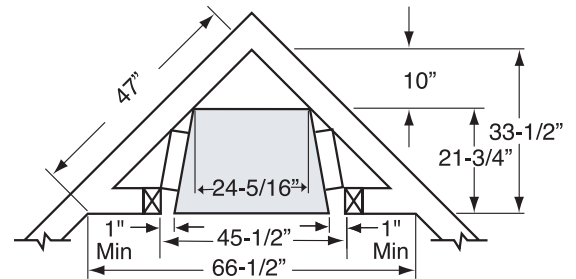
Shipping Weight (Lbs): 225
 Heating Capacity (Sp. Ft.): 2,400
 Fire Viewing Area (Sq. inch): 802
 Flue Size: 4" x 6-5/8"
 Fan: 200 cfm
 Standard heat activated blower with variable speed control
 Up to 80% efficient
 Built in adjustable flue restrictor
 Convertible top or rear flue outlet
 CSA Design Certified

FIELD INSTALLED ACCESSORIES

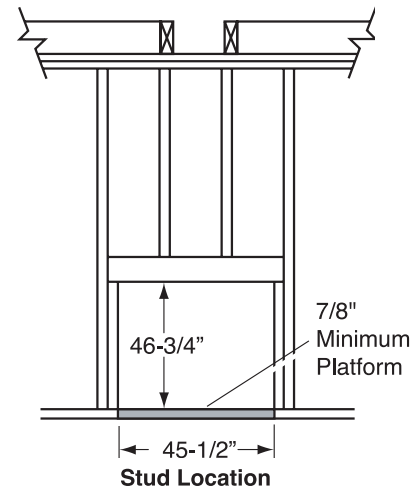
Lexington Decorative Arched Front: Textured Black, Brushed Pewter, Gold tone
 Fire Screen Door: Textured Black, Vintage Iron, Gold Tone, Brushed Pewter
 Nantucket Rectangle Decorative Front: Textured Black, Black, Vintage Iron
 Nantucket Decorative Arched Front: Textured Black, Black, Vintage Iron
 Ambient Technologies Remote Controls and Thermostats
 Mantels and Surrounds



Wall Installation



Corner Installation



Stud Location



A Brand of Monessen Hearth Systems Co.
 149 Cleveland Drive, Paris, Kentucky 40361
www.majesticproducts.com



To avoid personal injury or property damage, the product described by this brochure must be installed, operated and maintained in strict compliance with the instructions packaged with the product and all applicable building or fire codes. Contact local building or fire officials about restrictions and installation inspection requirements. All photographs and drawings on this brochure are for illustrative purposes only and are not intended for, nor should they be used as a substitute for the instructions packaged with the unit. Appearance and specifications of the product are subject to change without notice. 02/10 Ver. 2