

PRODUCT SPECIFICATIONS

BC42 Circulating and BR42 Radiant Wood Burning Fireplaces



FIREPLACE OPENING

Front opening width: 42"

Front opening height: 21"

TECHNICAL INFORMATION

Flue Series (Std.): SK8 Double Wall

Flue Size: 8" Inner; 11" Outer

Clearance to Chimney Pipe: 1-1/2"

Firestop Framing: 14-1/2" x 14-1/2"

Minimum Flue Height: 12' 6"

Maximum Flue Height: 90'

Minimum Height with 2 Elbows: 14' 6"

Minimum Height with 4 Elbows: 21'

Clearance to Fireplace: 1/2" to sides and back

Minimum Hearth Extension Size: 16" x 48"

UL/ULC Design Certified

FIELD INSTALLED ACCESSORIES

Bi-fold Glass Doors: Brushed Brass, Black, Polished Brass, Pewter

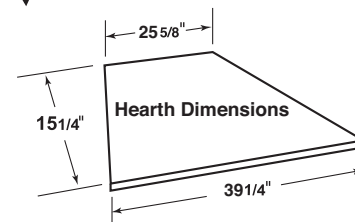
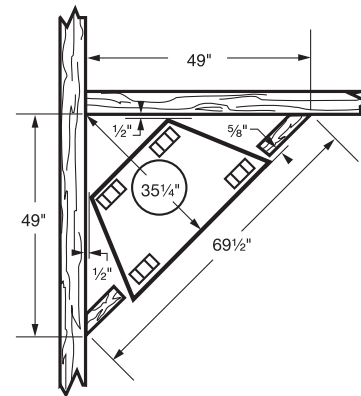
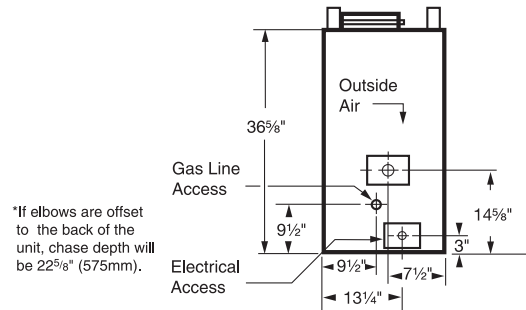
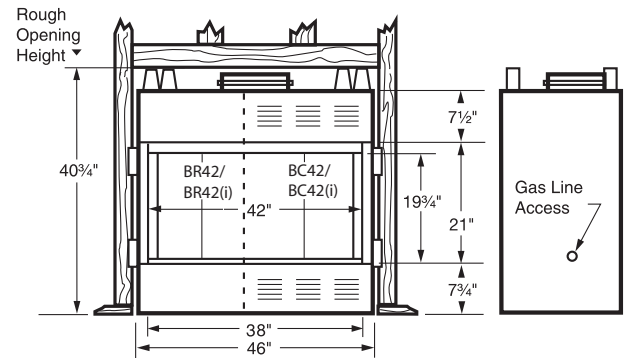
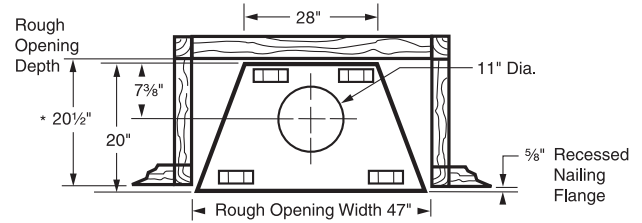
EB1: Electrical Junction Box (BC42 only)

SCVS: Variable Speed Control for Fan (BC42 only)

Fan Kit: FK12 (BC42 only)

Outside Air Kit: AK-MST

Terminations (Std.): SK8 Series RLTSK8, RLTSK8L, PLTSK8, SLTSK8



A Brand of Monessen Hearth Systems Co.
149 Cleveland Drive, Paris, Kentucky 40361
www.majesticproducts.com



To avoid personal injury or property damage, the product described by this brochure must be installed, operated and maintained in strict compliance with the instructions packaged with the product and all applicable building or fire codes. Contact local building or fire officials about restrictions and installation inspection requirements. All photographs and drawings on this brochure are for illustrative purposes only and are not intended for, nor should they be used as a substitute for the instructions packaged with the unit. Appearance and specifications of the product are subject to change without notice. 02/10