

Calla™

100075



Acrylic Tubs / Whirlpools

Length	66"
Width	41 1/2"
Height	24 1/4"
Bathing space	N/A
Water cap. min.	41 US gal.
Water cap. max.	82 US gal.
Weight	92 lb

STANDARD FEATURES

- Standard colors - White - Bone - Biscuit - Almond.
- Off-center drain.
- Armrests.
- Ergonomic backrests.
- Integrated faucet area.

PRODUCT SPECIFICATIONS

The bathtub shall be 66" in length, 41 1/2" in width, and 24 1/4" in height.

Bathtub shall be made of cast acrylic. Bathtub shall be for podium installation. Bathtub shall have off-center drain, armrests, ergonomic backrests and integrated faucet area. Does not come equipped with any faucets. Bathtub shall be MAAX Model _____.

MODELS

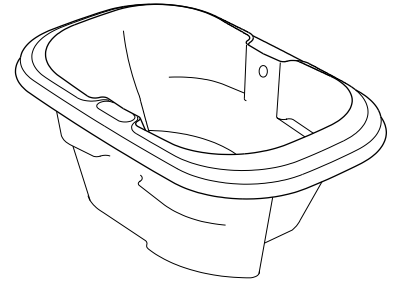
100075-000	Bathtub.
100075-004	6-jet Hydromax bathtub.
100075-007	14-jet AirPool II bathtub.
100075-012	Combined Hydromax and AirPool II bathtub.
10006901-XXX	Backmax system.

ACCESSORIES

10006883-XXX	Metal trim kit for Hydromax bathtubs (6 jets).
10006888-XXX	ABS trim kit for AirPool II bathtubs (14 jets).
10000015	In-line heater assembly (1.5 kw, 120 volts, 12.5 amps).
10000014	Thermo-Acoustic system.
10004507-XXX	6-inch grab bar.
10004567-XXX	Cable-operated waste and overflow (16 to 22 in.).
10004306-001	White foam cushion with 2 suction pads.
10004567-XXX	Cable-operated waste and overflow (16 to 22 in.).
10006908	Mood light, 12 volts, 18 watts (factory installed).
10004054	6-ft telephone jack extension for AirPool II touch pad control, 8 pins.
10004053	15-ft telephone jack extension for AirPool II touch pad control, 8 pins.
10003767	Flexible main hose 9-ft extension for air massage blower.

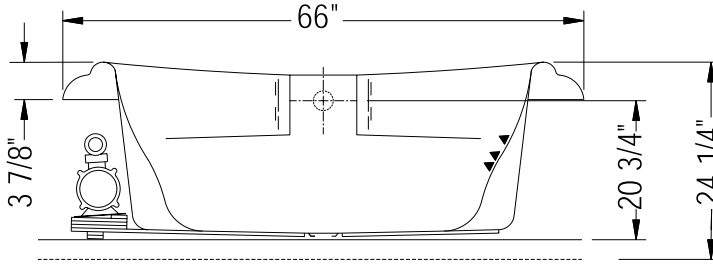
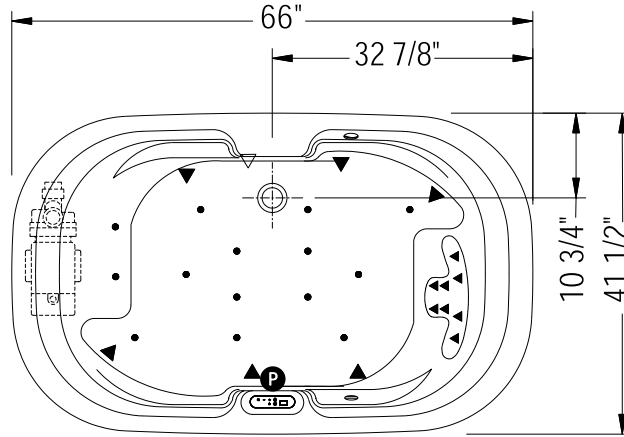
INSTALLATION NOTES

- Refer to installation guide before installing the unit.
- Do not build structure before receiving your unit.
- Fixture not drilled for supply fittings.
- Shimming may be required for leveling.



Calla™

100075



Pump is at 9 o'clock when drain is at 12 o'clock.
 Bathtub base includes non-adjustable Neutra-Phone leg supports (not shown).
 All dimensions are approximate and subject to change without any prior notice.

Legend

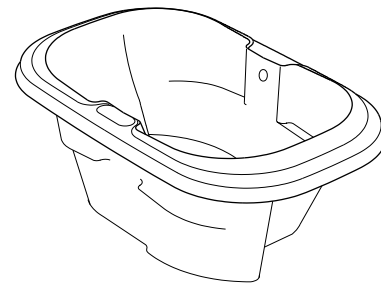
- (▲) : Indicates whirlpool jets positioning.
- (●) : Indicates Airpool II jets positioning.
- (◻) : Indicates optional grab bar(s) positioning.

CERTIFICATIONS



APPLICABLE STANDARDS

- CSA B45
- ANSI Z124.1
- IAPMO/UPC



Calla™

101058



Acrylic Tubs / Whirlpools

Length	59 3/4"
Width	41 1/2"
Height	20 7/8"
Bathing space	29" x 44"
Water cap. min.	36 US gal.
Water cap. max.	73 US gal.
Weight	N/A

STANDARD FEATURES

- Standard colors - White - Bone - Biscuit - Almond.
- Off-center drain.
- Armrests.
- Ergonomic backrests.
- Integrated faucet area.

PRODUCT SPECIFICATIONS

The bathtub shall be 59 3/4" in length, 41 1/2" in width, and 20 7/8" in height.

Bathtub shall be made of cast acrylic. Bathtub shall be for podium installation. Bathtub shall have off-center drain, armrests, ergonomic backrests and integrated faucet area. Does not come equipped with any faucets. Bathtub shall be MAAX Model _____.

MODELS

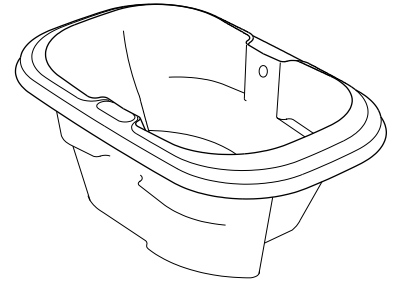
101058-000	Bathtub.
101058-004	6-jet Hydromax bathtub.
101058-007	14-jet AirPool II bathtub.
101058-012	Combined Hydromax and AirPool II bathtub.
10006901-XXX	Backmax system.

ACCESSORIES

10006883-XXX	Metal trim kit for Hydromax bathtubs (6 jets).
10006888-XXX	ABS trim kit for AirPool II bathtubs (14 jets).
10000015	In-line heater assembly (1.5 kw, 120 volts, 12.5 amps).
10000014	Thermo-Acoustic system.
10004507-XXX	6-inch grab bar.
10006908	Mood light, 12 volts, 18 watts (factory installed).
10004567-XXX	Cable-operated waste and overflow (16 to 22 in.).
10006918	Tiling flange.
10004306-001	White foam cushion with 2 suction pads.
10004054	6-ft telephone jack extension for AirPool II touch pad control, 8 pins.
10004053	15-ft telephone jack extension for AirPool II touch pad control, 8 pins.
10003767	Flexible main hose 9-ft extension for air massage blower.

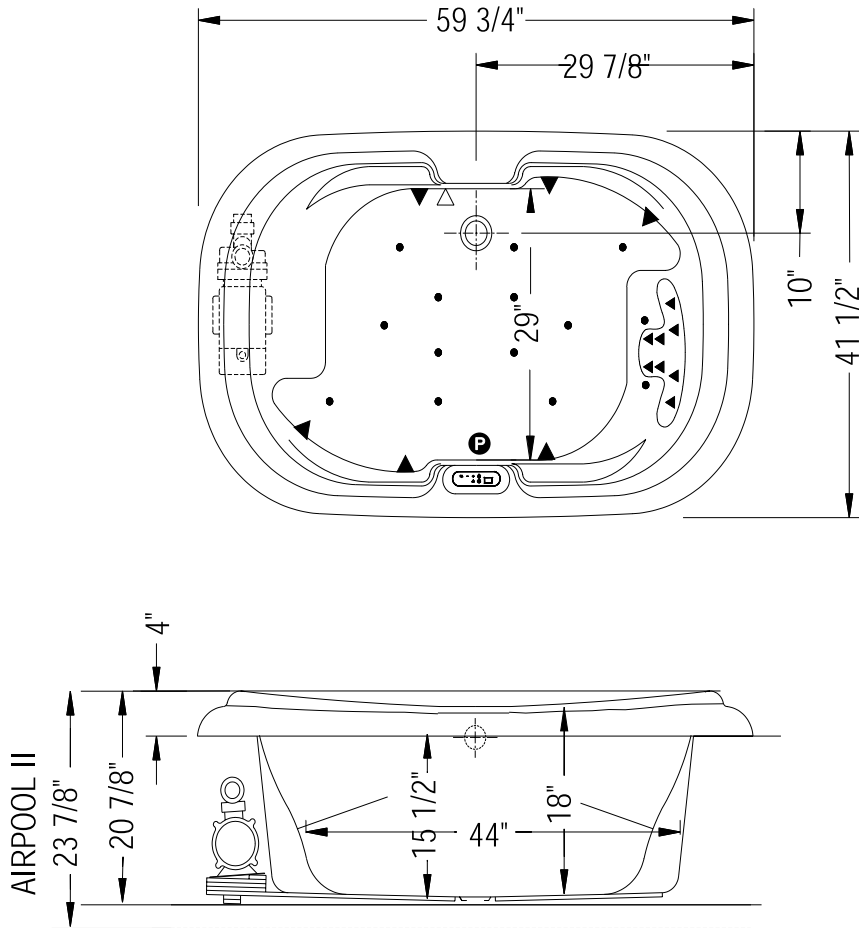
INSTALLATION NOTES

- Refer to installation guide before installing the unit.
- Do not build structure before receiving your unit.
- Fixture not drilled for supply fittings.
- Shimming may be required for leveling.



Calla[™]

101058



Pump is at 9 o'clock when drain is at 12 o'clock.
All dimensions are approximate and subject to change without any prior notice.

Legend

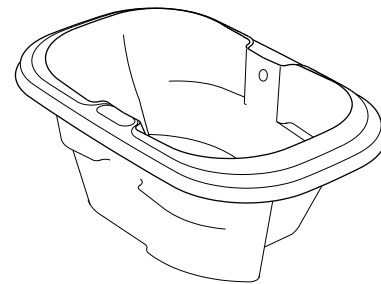
- (▲) : Indicates whirlpool jets positioning.
- (●) : Indicates Airpool II jets positioning.
- (P) : Indicates optional grab bar(s) positioning.

CERTIFICATIONS



APPLICABLE STANDARDS

- ANSI Z124.1



Calla™

101059



Acrylic Tubs / Whirlpools

Length	72"
Width	41 3/4"
Height	22 1/4"
Bathing space	29" x 50"
Water cap. min.	44 US gal.
Water cap. max.	90 US gal.
Weight	N/A

STANDARD FEATURES

- Standard colors - White - Bone - Biscuit - Almond.
- Off-center drain.
- Armrests.
- Ergonomic backrests.
- Integrated faucet area.

PRODUCT SPECIFICATIONS

The bathtub shall be 72" in length, 41 3/4" in width, and 22 1/4" in height.

Bathtub shall be made of cast acrylic. Bathtub shall be for podium installation. Bathtub shall have off-center drain, armrests, ergonomic backrests and integrated faucet area. Does not come equipped with any faucets. Bathtub shall be MAAX Model _____.

MODELS

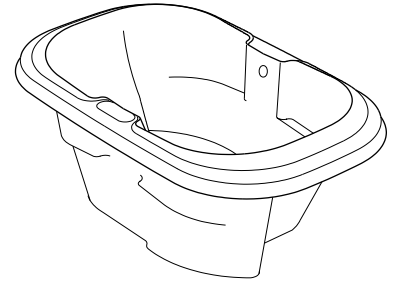
101059-000	Bathtub.
101059-004	6-jet Hydromax bathtub.
101059-007	14-jet AirPool II bathtub.
101059-012	Combined Hydromax and AirPool II bathtub.
10006901-XXX	Backmax system.

ACCESSORIES

10006883-XXX	Metal trim kit for Hydromax bathtubs (6 jets).
10006888-XXX	ABS trim kit for AirPool II bathtubs (14 jets).
10000015	In-line heater assembly (1.5 kw, 120 volts, 12.5 amps).
10000014	Thermo-Acoustic system.
10004507-XXX	6-inch grab bar.
10006908	Mood light, 12 volts, 18 watts (factory installed).
10004567-XXX	Cable-operated waste and overflow (16 to 22 in.).
10006919	Tiling flange.
10004306-001	White foam cushion with 2 suction pads.
10004054	6-ft telephone jack extension for AirPool II touch pad control, 8 pins.
10004053	15-ft telephone jack extension for AirPool II touch pad control, 8 pins.
10003767	Flexible main hose 9-ft extension for air massage blower.

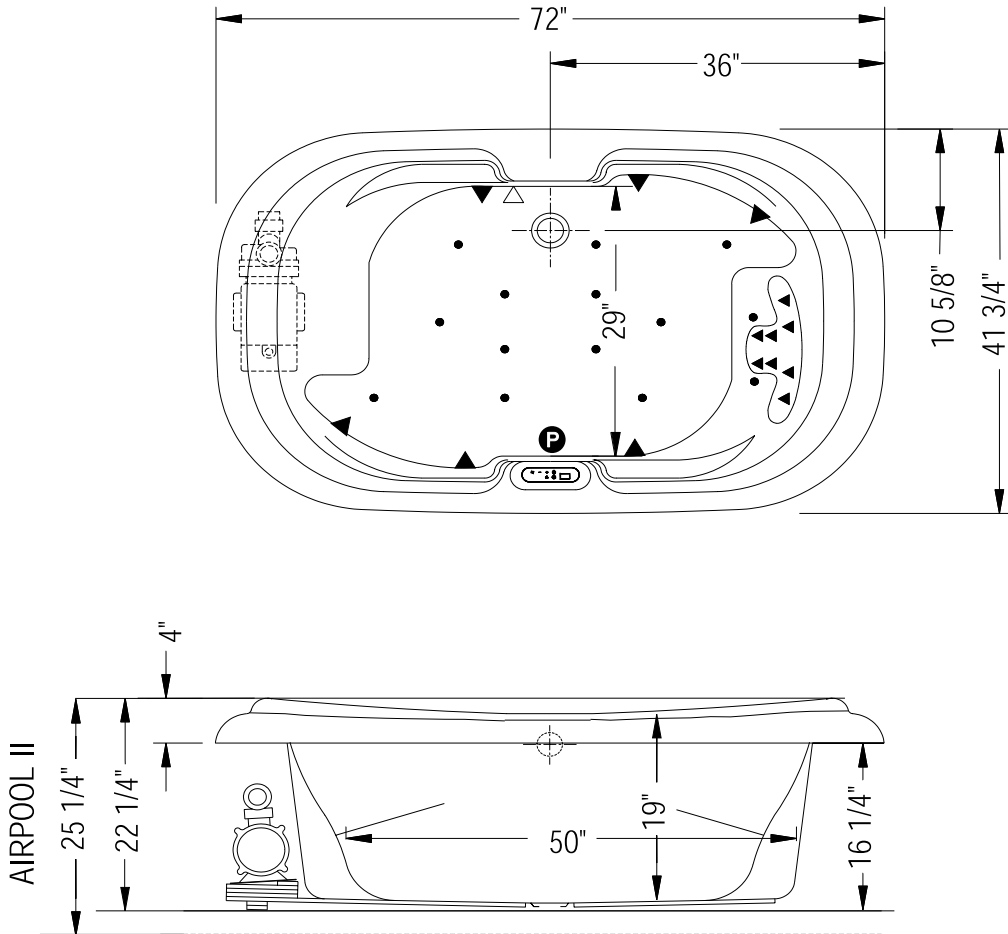
INSTALLATION NOTES

- Refer to installation guide before installing the unit.
- Do not build structure before receiving your unit.
- Fixture not drilled for supply fittings.
- Shimming may be required for leveling.



Calla[™]

101059



Pump is at 9 o'clock when drain is at 12 o'clock.
All dimensions are approximate and subject to change without any prior notice.

Legend

- (▲) : Indicates whirlpool jets positioning.
- (●) : Indicates Airpool II jets positioning.
- (P) : Indicates optional grab bar(s) positioning.

CERTIFICATIONS



APPLICABLE STANDARDS

- ANSI Z124.1