



FEATURES & SPECIFICATIONS

INTENDED USE

Provides general illumination in residential and light commercial applications. Ideal for use in offices and all rooms in the home.

ATTRIBUTES

Versatile, baked white enamel finish rugged steel housing. Durable milk white acrylic dropped diffuser provides wide spread, uniform illumination. Slide-on diffuser provides easy access for cleaning and maintenance. Available in four sizes: 1'x2', 1'x4', 2'x2' or 1-1/2'x4'.

Utilizes linear T8 lamps for energy efficiency, superior color rendering and long life (not included).

Standard with 120 volt, 60Hz electronic ballast ensures no flickering and quiet operation without interfering with other electronics. Also available in other ballast configurations.

For use with non-dimmable switches only.

All mounting hardware included.

LISTING

RE ballast fixtures are UL listed and CSA certified (standard), suitable for damp locations and ENERGY STAR® qualified. For non-RE ballast fixtures, UL (standard) and for CSA certified (see options).

WARRANTY

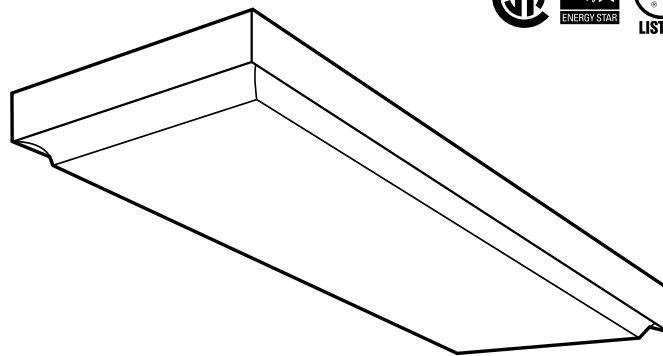
Guaranteed for two years against mechanical defects in manufacture.

Catalog Number	
Notes	Type

Indoor Decorative

Steel Linear Flush Mount

CLASSIC COLLECTION
Linear T8 Fluorescent

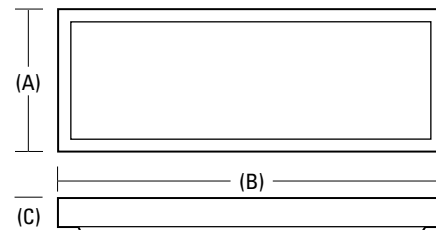


DIMENSIONS

Nominal Size	Lamp Configuration	Model Number	Number of Lamps	(A) Width inches (cm)	(B) Length inches (cm)	(C) Extension * inches (cm)
1' x 2'		11231	(2) 17W linear T8	10-1/2" (26.7)	24" (61.0)	4" (10.2)
1' x 4'		11232	(2) 32W linear T8	10-1/2" (26.7)	48" (121.9)	4" (10.2)
2' x 2'		11235	(2) 31W linear T8 U31 or U316	24" (61.0)	24" (61.0)	4" (10.2)
1-1/2' x 4'		11233	(4) 32W linear T8	16" (40.6)	48" (121.9)	4" (10.2)

* Extension from ceiling

All dimensions are in inches (centimeters)



ORDERING INFORMATION

Choose the boldface catalog nomenclature that best suits your needs and write it on the appropriate line. Order accessories as separate catalog numbers.

Example: **11233RE WH**

Model Number ^{1,2}		Finish	Ballast/Voltage ⁷	Options
11231 1'x2' - (2) 17W linear T8 fluorescent lamps required 11232 1'x4' - (2) 32W linear T8 fluorescent lamps required 11235 2'x2' - (2) 31W T8 U-lamps required ³ 11233 1-1/2'x4' - (4) 32W linear T8 fluorescent lamps required		WH White	(blank) RE ballast fixtures only MVOLT Multi-volt 120 120 volt 277 277 volt 347 347 volt	GEB Electronic ballast, <20% THD GEB10IS T8 electronic ballast, <10% THD, instant start GEB10RS T8 electronic ballast, 10% THD, rapid start CSA CSA Certified ⁸
Residential Ballast ⁴ RE 120 volt residential electronic ballast (standard) (blank) Other voltage and ballast types available (see ballast/voltage)		Lamp ⁵ (blank) RE ballast fixtures only Non-RE ballast fixtures only 17 17W T8 (2' fixtures only) U31 31W T8-U (1-5/8" leg) ⁶ U316 31W T8 U (6" leg) ⁶ 32 32W T8 (4' fixtures only)		Consult factory for other options and accessories
Accessories/Replacement parts DDROP2 1' x 2' dropped white acrylic diffuser DDROP 1' x 4' dropped white acrylic diffuser D2DROP2 2' x 2' dropped white acrylic diffuser D15DROP 1-1/2' x 4' dropped white acrylic diffuser				

- Notes:
- Lamps not included.
 - Use with non-dimmable switches only.
 - Lamp configuration for RE fixtures is standard U316.
 - Residential electronic ballast standard and requires RE designation.
 - No designation for lamp type is required on RE ballast fixtures.
 - Only available with 2'x2' fixtures (Also can be ordered on RE ballast 2x2 fixtures).
 - No designation for ballast/voltage type is required on RE ballast fixtures.
 - CSA standard on RE ballast fixtures.

Steel Linear Flush Mount

PHOTOMETRICS

DATE: 2/19/08 PRINT DATE: December 19, 2007

TEST NO: LTL16446

MANUFACTURER: LITHONIA

LUMINAIRE CATALOG NO.: 11233RE WH

LUMINAIRE DESCRIPTION: SURFACE MOUNT 2x4 4 LAMP T8 WHITE STEEL FROSTED ACRYLIC DROP DIFFUSER

LAMP CATALOG NO.: F032/735/ECO

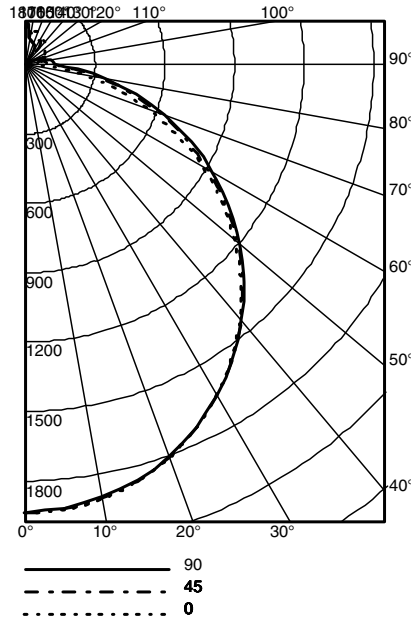
LAMP DESCRIPTION: FOUR 32-WATT LINEAR FLUORESCENT T8, HORIZONTAL POS.

LUMENS PER LAMP: 2850

INPUT WATTS: 99.1

CANDELA DISTRIBUTION

	0	22.5	45	67.5	90	Ave	Lumens
0	1937	1937	1937	1937	1937	1937	
5	1933	1929	1929	1926	1923	1928	183
15	1866	1863	1864	1861	1858	1863	526
25	1737	1734	1736	1736	1733	1735	800
35	1549	1548	1554	1557	1556	1553	971
45	1312	1313	1323	1330	1330	1322	1019
55	1033	1039	1051	1065	1073	1052	940
65	724	738	763	783	789	760	752
75	407	431	469	490	495	460	488
85	132	168	206	227	229	195	218
90	43	73	107	126	129	98	
95	44	61	94	116	122	89	97
105	65	52	69	76	89	69	76
115	88	43	35	60	89	57	55
125	108	78	30	15	17	46	42
135	126	114	32	22	15	60	45
145	134	113	115	36	19	85	54
155	145	125	123	119	92	121	55
165	151	146	125	113	105	128	37
175	159	158	153	143	180	156	14
180	160	160	160	160	160	160	



AVERAGE LUMINANCE (cd/m2)

	0°	45°	90°
45°	3832	3694	3697
55°	3681	3515	3567
65°	3441	3307	3390
75°	3042	3018	3141
85°	2486	2733	2950

Calculations based on IES File Luminous Area:
15.48 in. W x 47.28 in. L x 1.2 in. H

ZONAL LUMEN SUMMARY

Zone	Lumens	% Lamp	% Fixture
0° - 30°	1508.5	13.2	23.7
0° - 40°	2479.5	21.8	38.9
0° - 60°	4439.2	38.9	69.7
0° - 90°	5896.4	51.7	92.5
90° - 120°	228.1	2.0	3.6
90° - 130°	269.7	2.4	4.2
90° - 150°	369.3	3.2	5.8
90° - 180°	475.2	4.2	7.5
0° - 180°	6371.5	55.9	100.0

LUMINAIRE EFFICIENCY: 55.9%

SPACING CRITERIA(0-Deg): 1.3

SPACING CRITERIA(90-Deg): 1.3

CIE CLASSIFICATION: Direct

COEFFICIENTS OF UTILIZATION

pf	20%														
	80%				50%				30%				10%		
pc	70%	50%	30%	10%	50%	30%	10%	50%	30%	10%	50%	30%	10%	0%	
0	66	66	66	66	60	60	60	56	56	56	53	53	53	52	
1	59	56	54	52	52	50	48	49	47	46	46	45	44	42	
2	54	49	45	42	45	42	39	42	40	38	40	38	36	35	
3	49	43	38	34	39	36	33	37	34	31	35	33	30	29	
4	45	38	33	29	35	31	28	33	30	27	31	28	26	25	
5	41	34	29	25	31	27	24	30	26	23	28	25	23	21	
6	38	30	25	22	28	24	21	27	23	20	25	22	20	18	
7	35	27	22	19	25	21	18	24	21	18	23	20	17	16	
8	33	25	20	17	23	19	16	22	19	16	21	18	16	14	
9	30	23	18	15	21	17	15	20	17	14	20	16	14	13	
10	28	21	17	14	20	16	13	19	15	13	18	15	13	12	

SINGLE LUMINAIRE PERFORMANCE

Task Height: 2.5ft.

Mounting Height	Initial FC		50% beam - 66.0°		10% beam - 111.7°	
	Center Beam	Diameter	FC	Diameter	FC	Diameter
8.0	58.8	7.1	29.4	16.2	5.9	3.2
10.0	33.0	9.7	16.2	22.1	3.2	
12.0	20.9	12.3	10.3	28.0	2.0	
14.0	14.4	14.9	7.0	33.9	1.4	
16.0	10.5	17.5	5.1	39.8	1.0	



An Acuity Brands Company

Consumer Products

One Lithonia Way, Conyers, GA 30012
Phone: 800-748-5070 Fax: 770-860-3903
In Canada: 160 Avenue Labrosse, Point-Claire, P.Q., H9R 1A1
www.lightahome.com