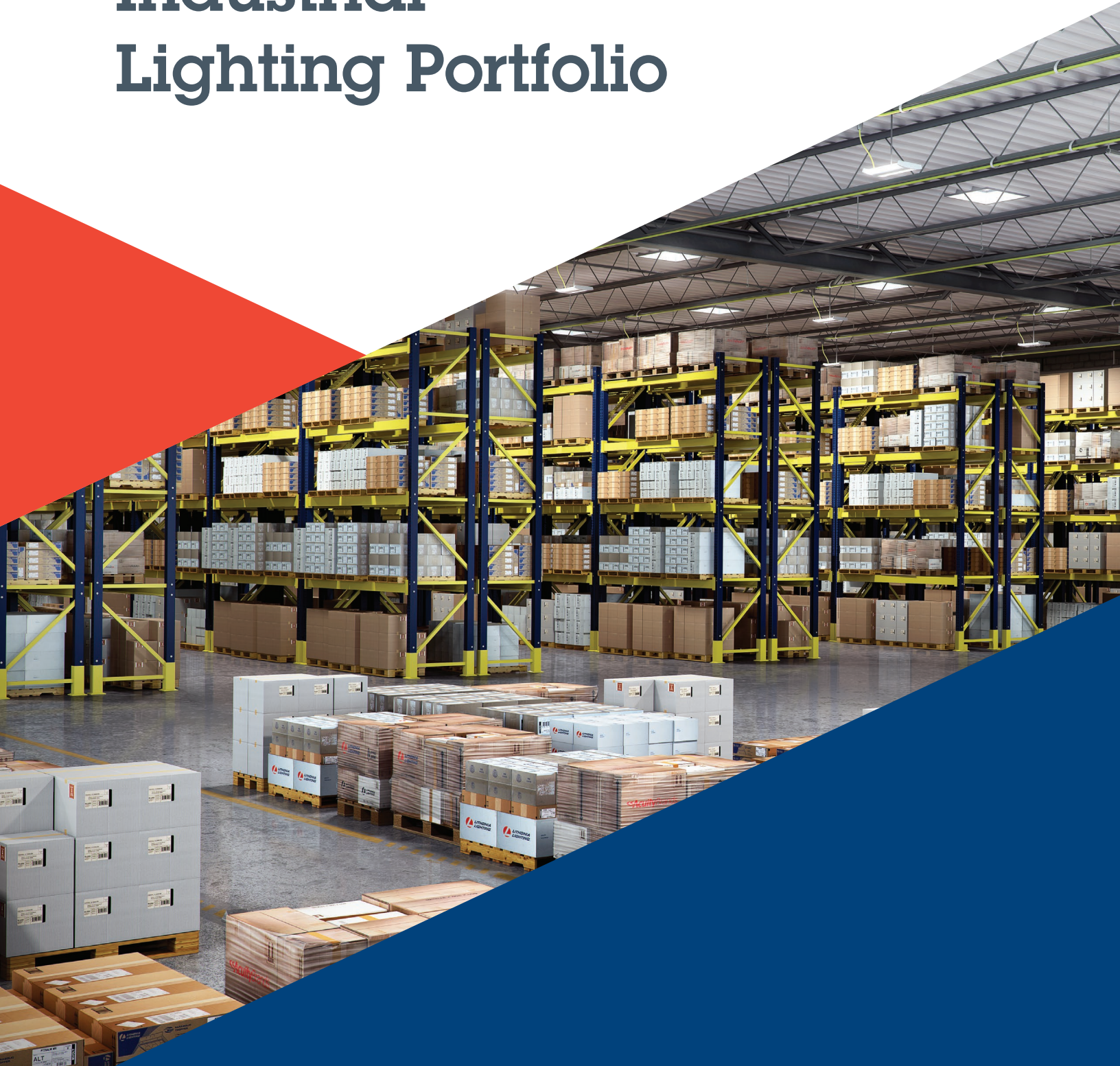


Industrial Lighting Portfolio



Controls Solutions



nLight® is a sensor-based network digital lighting controls solution that offers wired and wireless lighting controls, easily connecting fixtures, sensors, and other control devices to create a digital network. The nLight platform of products enables ease in specification, installation, and ownership, making it the go-to digital lighting controls platform for specifiers, contractors, and building owners.



nLight® AIR wireless lighting controls are a smart solution for simplifying installation and aiding in energy code compliance.



XIB



Simple as 1,2,3

1. Install the nLight® AIR fixtures with embedded smart sensor
2. Install the wireless battery-powered wall switch or nLight AIR enabled Remote Ceiling mount sensor
3. With our CLAIRITY app, pair the fixtures with the wall switch or remote ceiling mount sensor and if desired, customize the sensor settings for the intended outcome



rPODB 2P DX



Mobile Device

Benefits of nLight® Controls in Industrial Applications

Savings

Achieve energy and labor savings as well as rebate potential

Easy to Use

The nLight AIR embedded sensor works as a basic occupancy sensor and photocell out of the box; use the CLAIRITY™ Pro app to adjust sensor settings

Scalability

Configure the light you need and easily scale from one room to multiple sites with the nLight platform

Aids in Code Compliance








Set light levels in a given space as defined by the specific building code (when entering or leaving a room, as an example)

High Bays

	I-BEAM® IBE	JEBL LED	JCBL LED	I-BEAM® IBG	JHBL	XIB
	Contractor Select*	Contractor Select*	Spec Grade	Spec Grade	Spec Grade	Spec Grade
						
Applications	Light Duty, Warehouse, General Open Spaces	Light Duty, Warehouse, Manufacturing, General Open Spaces, Wet Locations	Manufacturing, Warehouse, Commercial, Retail, Mixed-Use Spaces, Gymnasiums	Warehouse, Retail, Mixed-Use Spaces, Gymnasiums, High Mounting Heights	Heavy Industrial, Manufacturing, Non-conditioned Spaces, Natatoriums	Warehouse, Manufacturing, Service Bays, Under Canopy, Food Service, Retail, Cold Storage
Lumens	12,000L - 30,000L	12,000L - 30,000L	9,000L - 36,000L	8,000L - 72,000L	12,000L - 60,000L	12,000L - 42,000L
LPW	Up to 135 LPW	Up to 145 LPW	Up to 160 LPW	Up to 207 LPW	Up to 160 LPW	Up to 170 LPW
Temperature Rating	Up to 55°C	Up to 55°C	Up to 55°C	Up to 55°C	Up to 65°C	Up to 55°C
Listings	Damp Location	IP65, NSF Splash Zone 2	IP65 Optics	IP5X Optics, Dust-Resistant	IP65	IP65, NSF Splash Zone 2
DLC*	Premium	Premium	Premium	Premium	Premium	Premium
Optics	Acrylic	Glass, Polycarbonate Clear, Frosted	Glass, Acrylic, Polycarbonate, Aluminum	Acrylic, Polycarbonate	Prismatic Glass, Acrylic, Polycarbonate	Acrylic, Glass, Visual Comfort
Distributions	General / Narrow Distribution	General	General	General, Narrow, Wide, Aisle, Rotatable Option	Narrow, Wide, Medium	Narrow, Medium, Wide
Surge Protection	6kV	6kV	6kV/10kV (HVOLT)	6kV, 10kV (HVOLT)	10kV	10kV
Controls	<ul style="list-style-type: none"> LSXR Sensor 	<ul style="list-style-type: none"> Wet Location Sensor Kit nLight® AIR 	<ul style="list-style-type: none"> nLight® AIR Bluetooth® Enabled Sensor XPoint™ Wireless 	<ul style="list-style-type: none"> nLight® nLight® AIR Bluetooth® Enabled Haleon Sensor XPoint™ Wireless 	<ul style="list-style-type: none"> nLight® AIR Integrated Sensor Bluetooth® Programmable Sensor XPoint™ Wireless 	<ul style="list-style-type: none"> nLight® AIR Bluetooth® Programmable Sensor Integrated Sensor

*Some versions are part of the Contractor Select Program and In Stock

Strips and Low Bays

	MNSL	CSS	CDS	ZL1	CLX	MRSL	UFITR
	Contractor Select*	Contractor Select*	Contractor Select*	Entry Level Spec, Job	Spec Grade	Retrofit	Retrofit
							
Applications	Commercial, Retail, Office, Warehouse, Displays	Commercial, Retail, Office, Warehouse, Displays, Storage	Task, Under-Over-Cabinet, Storage Closets, Restrooms	Retail, Manufacturing, Workshops, Warehouse, Display	Commercial, Retail, Manufacturing, Warehouse, Display	Retail, Warehouses, Storage Facilities	Warehouses, Retail, Workshops, Garages, Schools, Storage Facilities
Lumens	1,200L - 8,000L	Adjustable Lumens 3000L - 10,000L	2,000L - 9,000L	1,500L - 14,000L	1,500L - 20,000L	1,750L - 10,000L	4,000L - 20,000L
LPW	Up to 115 LPW	Up to 125 LPW	Up to 115 LPW	Up to 135 LPW	Up to 160 LPW	Up to 150 LPW	Up to 150 LPW
Temperature Rating	Up to 35°C	Up to 35°C	Up to 35°C	Up to 30°C	Up to 50°C	Up to 35°C	Up to 50°C
Color Temperature	4000K	Switchable White 3500K, 4000K, 5000K	3500K, 4000K, 5000K	3000K, 3500K, 4000K, 5000K	3000K, 3500K, 4000K, 5000K	3500K, 4000K, 5000K	3500K, 4000K, 5000K
DLC*	None	Standard	Standard	Premium	Premium	Premium	Premium
Optics	Single or Double Round Polycarbonate	Single Round Acrylic	Double Round Polycarbonate	Round Acrylic	Flat, Round or Wide Acrylic	Round Acrylic	Round Acrylic
Distributions	General	General	General	General	General, Narrow, Wide, Aisle	General	General
Lengths	23", 24", 46", 48", 96"	48", 96"	24", 48", 96"	24", 46", 48", 92", 96"	24", 36", 48", 96"	48", 96"	46", 48", 92", 96"
Controls		<ul style="list-style-type: none"> SFR Motion Sensor 		<ul style="list-style-type: none"> LSXR Sensor nLight® AIR 	<ul style="list-style-type: none"> nLight® nLight® AIR Bluetooth® Enabled XPoint™ Wireless 	<ul style="list-style-type: none"> Integral Motion Sensor 	<ul style="list-style-type: none"> nLight® AIR

*Some versions are part of the Contractor Select Program and In Stock

Special Applications

	XVML	DMW2	FEM	VAP	FEX	FHE	WRTL/VRTL/SRTL
	Contractor Select*	Spec Grade	Spec Grade	Spec Grade	Spec Grade	Spec Grade	Spec Grade
							
Applications	Outdoor Canopies, Locker Rooms, Wet Locations	Parking Garages, Stairwells, Car Washes, Food Processing	Wet Locations, Parking Garages, Garden Centers, Food Processing	Manufacturing, Workshops, Warehouse, Displays, Parking Structures	Heavy Industrial, Wet Locations, Marine Locations, Manufacturing, Food Task Lighting, Food Processing, Parking Structures	Food Processing, Cold Storage, Garden Centers, Wet Locations	Food Processing, Retail, Workshops, Schools, Storage Facilities, Clean Rooms, Surgical Suites,
Lumens	3,500L - 5,000L	2,000L - 4,000L	2,000L - 24,000L	4,000L - 15,000L	2,000L - 15,000L	9,000L - 40,000L	3,000L - 24,000L
LPW	Up to 114 LPW	Up to 145 LPW	Up to 173 LPW	Up to 129 LPW	Up to 159 LPW	Up to 177 LPW	Up to 127 LPW
Temperature Rating	Up to 40°C	Up to 40°C	Up to 50°C	Up to 40°C	Up to 55°C	Up to 55°C	Up to 40°C
Listings	IP65, IP66	Wet Location, IP65, IP66, NEMA 4X, NSF	Wet Location, IP65, IP66, IP67, NSF	Wet Location, IP65, NSF	Wet Location, IP65, IP66, IP67, IP69K, NSF, DLC Parking Garage, Marine Listed, NEMA4X	Wet Location, IP65, IP66, IP67, IP69K, NSF, NEMA 4X	Wet Location, IP65, IP66, NSF, ISO 5, BioSafety Levels 1 & 2
DLC*	Standard	Premium	Premium	Premium	Premium	Premium	Standard
Optics	Polycarbonate	Acrylic, Polycarbonate	Acrylic, Polycarbonate	Polycarbonate	Polycarbonate, Glass	Acrylic, Polycarbonate	Acrylic, Polycarbonate
Distributions	General	General	Medium, Wide	Medium	Medium, Wide, Parking Garage	Narrow, Medium	General
Surge Protection	2.5kV	2.5kV (10kV Optional)	6kV Standard (10kV Optional)	6kV Standard (10kV Optional)	6kV Standard (10kV Optional)	6kV (10kV optional)	6kV Standard
Controls		<ul style="list-style-type: none"> ■ Wet Location Sensor ■ nLight® AIR ■ XPoint™ Wireless 	<ul style="list-style-type: none"> ■ Wet Location Sensor ■ nLight® AIR 	<ul style="list-style-type: none"> ■ Wet Location Sensor ■ nLight® AIR 	<ul style="list-style-type: none"> ■ Wet Location Sensor ■ nLight® AIR ■ XPoint™ Wireless 	<ul style="list-style-type: none"> ■ Wet Location Sensor ■ nLight® AIR ■ XPoint™ Wireless 	<ul style="list-style-type: none"> ■ Wet Location Sensor ■ nLight® AIR ■ XPoint™ Wireless

*Some versions are part of the Contractor Select Program and In Stock

Contractor Select™



Everyday Lighting Done Right™


Contractor Select products are simply our most popular products for the most common projects—perfect for those everyday lighting jobs. They are readily available and have the right combination of features, performance and efficiency to get the job done right.

Right Products. Readily Available. Trusted Performance.

From everyday jobs to specification opportunities, Lithonia Lighting has you covered across multiple applications!



Manufacturing



Warehouse



Food Processing



Office




Retail



Education



Healthcare



Parking Garage

Visit www.lithonia.com for more information