

FEATURES & SPECIFICATIONS

INTENDED USE

Provides an LED lighting platform to deliver general or task lighting for residential and light commercial applications. Light engine delivers long life and excellent color to ensure a quality, low-maintenance light installation. Ideal for use in bathrooms, lavatories, hallways, corridors, stairways, utility areas and more.

CONSTRUCTION

The Contemporary Square Vanity is constructed of an acrylic diffuser with housings available in either a brushed nickel, bronze, or chrome finish. The included canopy/junction box cover is removable for a more low-profile look (2'-4' lengths only). The white acrylic diffuser provides even illumination and softens the appearance of the LEDs for improved aesthetics.

OPTICS

The FMVCSLS Contemporary Square Vanity has an integrated switch to select 3000K, 3500K or 4000K color temperature at the time of installation.

1' delivers 750 lumens, 2' delivers 1550 lumens, 3' delivers 2350 lumens, and 4' delivers 2960 lumens at 3000K CCT with 50,000 hours of life. See table below for delivered lumens at the different CCT color switch settings.

Extruded acrylic diffuser is of highly transmissive material to minimize LED image and provides high-angle brightness control.

ELECTRICAL

Long-life LEDs, coupled with a multivolt and dual dimmable capable driver, provide extended service life. Standard input = 9.5 watts, (1'); 18 watts, (2'); 27 watts, (3'); 36 watts, (4'). Fixture is rated to deliver L70 performance at 50,000 hours and operates at 120-277 volts.

This fixture is dimmable by either triac or 0-10V dimming. Use with approved triac or 0-10v dimmer only.

LISTINGS

UL Listed to US and Canadian safety standards. Listed for damp locations. ENERGY STAR® certified.

WARRANTY

5-year limited warranty. Complete warranty terms located at:

www.acuitybrands.com/resources/terms-and-conditions

NOTE: Actual performance may differ as a result of end-user environment and application.

All values are design or typical values, measured under laboratory conditions at 25 °C.

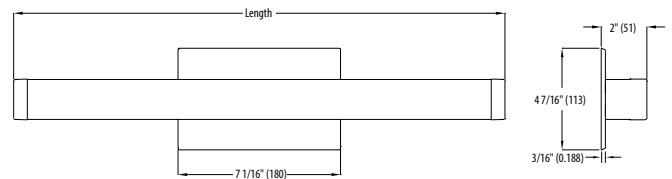
Specifications subject to change without notice.

Catalog Number
Notes
Type

Decorative Indoor

Contemporary Square Vanity with Switchable White Color Temperature

VANITY LED



SPECIFICATIONS	1FT	2FT	3FT	4FT
Length	12-9/16 (320)	21-7/16 (545)	33-1/4 (845)	45-1/16 (1145)
Weight	1.55 (.70)	2.15 (.98)	2.55 (1.16)	3.15 (1.43)
3000K Lumens (LPW)	750 (79)	1550 (87)	2350 (88)	2960 (84)
3500K Lumens (LPW)	815 (88)	1725 (99)	2550 (98)	3240 (94)
4000K Lumens (LPW)	830 (87)	1740 (96)	2560 (93)	3200 (89)

All dimensions are inches (millimeters) unless otherwise indicated. Weights are pounds (kilograms).

ORDERING INFORMATION

Example: FMVCSLS 24IN MVOLT 30K35K40K 90CRI BZ

Series	Length	Voltage	Color temperature	CRI	Finish
FMVCSLS Contemporary Square Vanity	12IN 1' Nominal 24IN 2' Nominal 36IN 3' Nominal 48IN 4' Nominal	MVOLT MVOLT (120V-277V)	30K35K40K	90CRI >90	BN Brushed Nickel KR Chrome BZ Bronze

LED Vanity Contemporary Square

PHOTOMETRICS

Distribution Curve

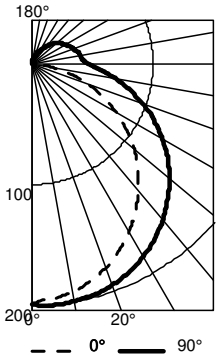
Distribution Data

Output Data

Coefficient of Utilization

Illuminance Data at 30" Above Floor for a Single Luminaire

FMVCSLS 12IN, input watts: 9.53, test no. ISF 37690



CP Summary

	0°	90°
0°	199	199
5°	195	200
15°	186	198
25°	170	190
35°	149	177
45°	124	158
55°	96	137
65°	65	111
75°	33	84
85°	5	57
90°	0	46

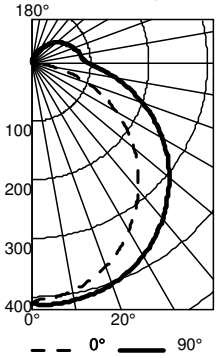
Coefficients of Utilization

pc	pw	20%								
		80%			70%			50%		
		70%	50%	30%	50%	30%	10%	50%	30%	10%
0	116	116	116	112	112	112	104	104	104	
1	104	99	94	95	91	87	88	85	82	
2	94	85	78	82	75	70	76	71	66	
3	85	74	65	72	64	57	67	60	55	
4	78	65	56	63	55	48	59	52	46	
5	71	58	49	56	48	41	53	45	39	
6	66	52	43	50	42	36	47	40	34	
7	61	47	38	46	37	31	43	36	30	
8	57	43	34	42	33	28	39	32	27	
9	53	39	31	38	30	25	36	29	24	
10	49	36	28	35	28	22	33	26	22	

Zonal Lumen Summary

Zone	Lumens	% Lamp	% Fixture
0° - 30°	157	20.7	20.7
0° - 40°	260	34.2	34.2
0° - 60°	475	62.4	62.4
0° - 90°	663	87.1	87.1
90° - 120°	68	9.0	9.0
90° - 130°	82	10.8	10.8
90° - 150°	96	12.6	12.6
90° - 180°	98	12.9	12.9
0° - 180°	762	100.0	100.0

FMVCSLS 24IN, input watts 17.92, test no. ISF 37690



CP Summary

	0°	90°
0°	411	411
5°	403	414
15°	385	409
25°	352	393
35°	308	366
45°	255	327
55°	198	283
65°	134	230
75°	68	174
85°	11	117
90°	0	96

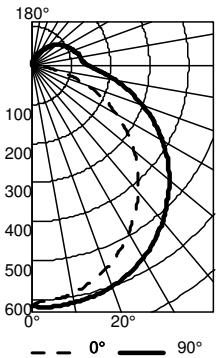
Coefficients of Utilization

pc	pw	20%								
		80%			70%			50%		
		70%	50%	30%	50%	30%	10%	50%	30%	10%
0	116	116	116	112	112	112	104	104	104	
1	104	99	94	95	91	87	88	85	82	
2	94	85	78	82	75	70	76	71	66	
3	85	74	65	72	64	57	67	60	55	
4	78	65	56	63	55	48	59	52	46	
5	71	58	49	56	48	41	53	45	39	
6	66	52	43	50	42	36	47	40	34	
7	61	47	38	46	37	31	43	36	30	
8	57	43	34	42	33	28	39	32	27	
9	53	39	31	38	30	25	36	29	24	
10	49	36	28	35	28	22	33	26	22	

Zonal Lumen Summary

Zone	Lumens	% Lamp	% Fixture
0° - 30°	325	20.7	20.7
0° - 40°	538	34.2	34.2
0° - 60°	982	62.4	62.4
0° - 90°	1370	87.1	87.1
90° - 120°	141	9.0	9.0
90° - 130°	170	10.8	10.8
90° - 150°	198	12.6	12.6
90° - 180°	203	12.9	12.9
0° - 180°	1574	100.0	100.0

FMVCSLS 36IN, input watts: 26.64, test no. ISF 37690



CP Summary

	0°	90°
0°	614	614
5°	602	618
15°	575	611
25°	525	587
35°	460	546
45°	382	489
55°	295	423
65°	200	344
75°	102	260
85°	17	174
90°	0	143

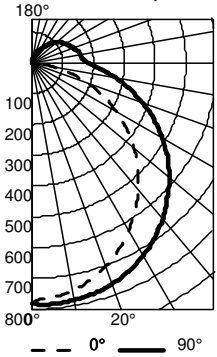
Coefficients of Utilization

pc	pw	20%								
		80%			70%			50%		
		70%	50%	30%	50%	30%	10%	50%	30%	10%
0	116	116	116	112	112	112	104	104	104	
1	104	99	94	95	91	87	88	85	82	
2	94	85	78	82	75	70	76	71	66	
3	85	74	65	72	64	57	67	60	55	
4	78	65	56	63	55	48	59	52	46	
5	71	58	49	56	48	41	53	45	39	
6	66	52	43	50	42	36	47	40	34	
7	61	47	38	46	37	31	43	36	30	
8	57	43	34	42	33	28	39	32	27	
9	53	39	31	38	30	25	36	29	24	
10	49	36	28	35	28	22	33	26	22	

Zonal Lumen Summary

Zone	Lumens	% Lamp	% Fixture
0° - 30°	486	20.7	20.7
0° - 40°	803	34.2	34.2
0° - 60°	1467	62.4	62.4
0° - 90°	2047	87.1	87.1
90° - 120°	211	9.0	9.0
90° - 130°	254	10.8	10.8
90° - 150°	296	12.6	12.6
90° - 180°	303	12.9	12.9
0° - 180°	2350	100.0	100.0

FMVCSLS 48IN, input watts 35.18, test no. ISF 37690



CP Summary

	0°	90°
0°	780	780
5°	765	786
15°	731	776
25°	668	746
35°	585	694
45°	485	621
55°	375	538
65°	254	437
75°	130	330
85°	21	222
90°	0	181

Coefficients of Utilization

pc	pw	20%								
		80%			70%			50%		
		70%	50%	30%	50%	30%	10%	50%	30%	10%
0	116	116	116	112	112	112	104	104	104	
1	104	99	94	95	91	87	88	85	82	
2	94	85	78	82	75	70	76	71	66	
3	85	74	65	72	64	57	67	60	55	
4	78	65	56	63	55	48	59	52	46	
5	71	58	49	56	48	41	53	45	39	
6	66	52	43	50	42	36	47	40	34	
7	61	47	38	46	37	31	43	36	30	
8	57	43	34	42	33	28	39	32	27	
9	53	39	31	38	30	25	36	29	24	
10	49	36	28	35	28	22	33	26	22	

Zonal Lumen Summary

Zone	Lumens	% Lamp	% Fixture
0° - 30°	617	20.7	20.7
0° - 40°	1021	34.2	34.2
0° - 60°	1864	62.4	62.4
0° - 90°	2602	87.1	87.1
90° - 120°	268	9.0	9.0
90° - 130°	323	10.8	10.8
90° - 150°	376	12.6	12.6
90° - 180°	386	12.9	12.9
0° - 180°	2988	100.0	100.0

LED Vanity Contemporary Square

COMPATIBLE DIMMERS

The FMVCSLS is designed to operate with most standard Triac Based dimmers and is compatible with 0-10v dimming systems. The following is a list of dimmers tested and does not imply any guarantee or warranty of compatibility with a particular application. Unlisted dimmers do not imply non-compatibility.

Manufacturer	Part number(s)
Lutron	DVELV-300P
	300P SELV
	NTELV-300P
	NLV-600
Leviton	6633-PA
	6615-P
Synergy/Leviton	ISD 400 ELV 120 / IPE04