


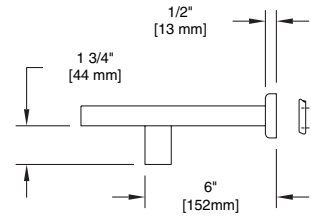
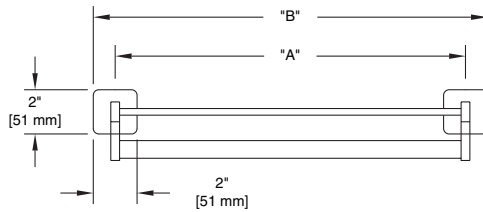
# TECHNICAL DATA

**LIBERTY HARDWARE®**  
MANUFACTURING CORPORATION

A Masco Company

140 Business Park Drive • Winston-Salem, NC 27107  
800.542.3789 • T 336.769.4077 • F 336.769.1839  
www.libertyhardware.com

## CENTURY Towel Shelf with Bar



LENGTH	18" (457 mm)	24" (610 mm)
DIM "A"	17 3/4" (451 mm)	23 3/4" (603 mm)
DIM "B"	19 3/4" (502 mm)	25 3/4" (654 mm)

**MATERIALS:** Inner Wall Flange - 16 gauge type 304 stainless steel  
Cover Wall Flange - 22 gauge type 304 stainless steel  
Projecting Post - 22 gauge type 304 stainless steel  
Cross Bar - 5/16" square .015 (28 gauge) type 430 stainless steel  
Towel Bar - 5/16" square .015 (28 gauge) type 430 stainless steel  
Towel Bar Post - 22 gauge type 304 stainless steel

All components welded construction with concealed screw attachment on 16 gauge stainless steel wall plate.

**INSTALLATION:** Mount wall plates at 17 3/4" C-C for 18" shelf, 23 3/4" C-C for 24" shelf on wall surface in vertical position with 4- #8 x 1 1/4" roundhead zinc plated steel screws provided, or 4- #6/32 x 2" zinc plated steel toggle bolts provided. Slip pre-assembled towel shelf with bar over wall plates and tighten set screws until secure. Wood blocking is preferable behind all wall surfaces. If wood blocking is not available, the following optional fasteners are suggested:

Tile/Masonry - Plastic or lead anchors  
Plaster/Drywall - Toggle bolts

**SPECIFICATION:** Surface mounted towel shelf with bar shall be model \_\_\_\_\_  
(fill in model number) by Liberty Hardware Manufacturing Corporation.