

Features

- Square towel bars complete the look of this door.
- CleanCoat® technology creates a barrier between the water and glass to help keep your shower door looking new.
- Frameless, 3/8" (10 mm) thick Crystal Clear tempered glass door.
- Door tracking system features a hidden, cushioned, center guide for smooth, quiet sliding action.
- Innovative roller design simplifies installation and provides out-of-plumb adjustability.
- Reversible top track and towel bar.
- Frameless design emphasizes glass and creates a sleek, minimalist look.
- Smooth, easy-to-clean wall jambs.

Material

- Anodized aluminum hardware prevents rusting or corrosion.

Installation

- Out-of-plumb adjustability allows for simpler installation.
- Can be installed to open to the left or right.

Components

Product includes:

- K-706116-L Rear Glass Panel and Assembly Kit
- K-706216-L Front Glass Panel and Assembly Kit
- Additional included component/s: Hardware Kit.



Codes/Standards




ANSI Z97.1 (Tempered Glass)
CPSC 16CFR 1201

KOHLER® One-Year Limited Warranty

See website for detailed warranty information.

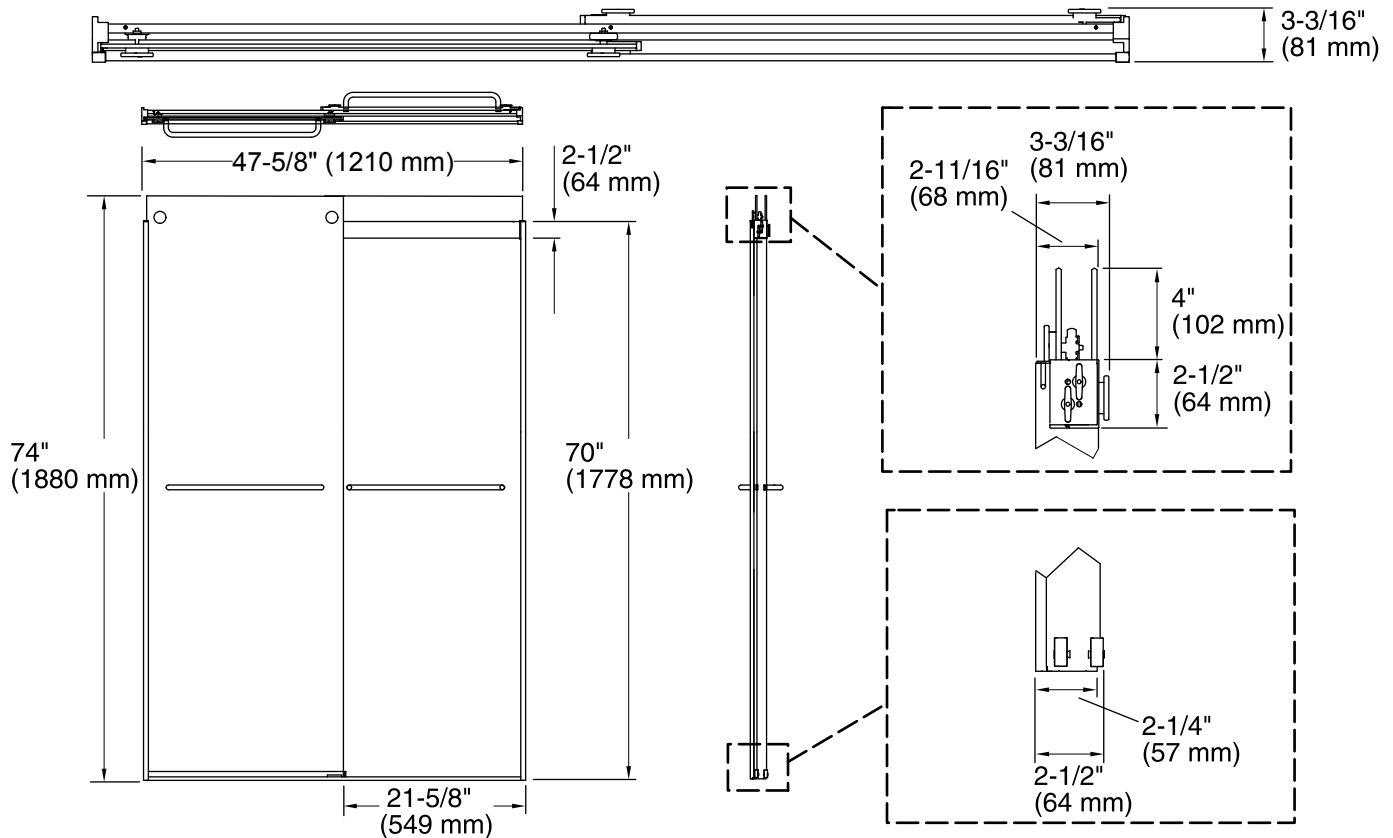
Available Color/Finishes

Color tiles intended for reference only.

Color	Code	Description
	SHP	Bright Polished Silver
	NX	Brushed Nickel
	ABV	Anodized Brushed Bronze

Available Glass Options

Code	Description
	Crystal Clear



Technical Information

All product dimensions are nominal.

Installation type:	For shower base installation
Opening style:	Sliding/Bypass
Walk-through - Max:	21-5/8" (549 mm)
Glass thickness:	3/8" (10 mm)
Glass coating:	CleanCoat®

Notes

Install this product according to the installation guide.